



# PROJECT MANAGEMENT CENTER FOR EXCELLENCE

A.J. CLARK SCHOOL OF ENGINEERING  
*Civil & Environmental Engineering Department*

## Course Evaluation Report

**Fall 2009**

## Table of Contents

1. Overview .....	3
1.1 Response Rate .....	3
1.2 Mean Score by Course (Class + Instructor) .....	3
1.3 Mean Score by Course (Student + Class + Instructor) .....	4
2. Course Analysis .....	5
2.1 ENCE 320 .....	5
2.2 ENCE 420 .....	7
2.3 ENCE 422 .....	9
2.4 ENCE 423 .....	11
2.5 ENCE 601 .....	13
2.6 ENCE 602 .....	15
2.7 ENCE 626 .....	17
2.8 ENCE 627 .....	19
2.9 ENCE 661 .....	21
2.10 ENCE 662 .....	23
2.11. ENCE 664 .....	26
2.12 ENCE 665 .....	28
2.13 ENCE 666 .....	31
2.14 ENCE 667 .....	33
2.15 ENCE 722 .....	35

## 1. Overview:

### 1.1 Response Rate

Course	No. of Response	No of Seats (Online + On Campus)	Response rate
ENCE 320 – J. West	45	100	45.00%
ENCE 420 – M. Skibniewski	37	41	90.24%
ENCE 422 – Q. Cui	42	50	84.00%
ENCE 423 – K. O’Connell	27	50	54.00%
ENCE 601 – J. West	14	28	50.00%
ENCE 602 – Q. Cui	4	10	40.00%
ENCE 626 – M. Skibniewski	16	18	88.89%
ENCE 627 – G. Baecher	12	24	50.00%
ENCE 661 – J. Myers	14	27	51.85%
ENCE 662 – J. Cable	63	87	72.41%
ENCE 664 – M. Groff	29	31	93.55%
ENCE 665 – J. Davis	29	39	74.36%
ENCE 666 – N. Schulman	27	50	54.00%
ENCE 667 – G. Baecher	26	45	57.78%
ENCE 722 – S. Gabriel	4	12	33.33%
<b>Grand Total</b>	<b>389</b>	<b>612</b>	<b>63.56%</b>

### 1.2 Mean Score by Course (Class + Instructor evaluation) on a 100-point scale

Course	Response rate	(Class + Instructor) Mean	Standard Deviation	95% Confident Interval
ENCE 320	45.00%	86.67	8.92	(83.99, 89.35)
ENCE 420	90.24%	79.65	15.91	(74.35, 84.95)
ENCE 422	84.00%	76.81	10.77	(73.45, 80.16)
ENCE 423	54.00%	86.01	9.06	(82.43, 89.60)
ENCE 601	50.00%	90.67	6.08	(87.16, 94.18)
ENCE 602	40.00%	90.00	10.19	(78.48, 100.00)
ENCE 626	88.89%	82.21	15.54	(73.93, 90.48)
ENCE 627	50.00%	89.51	9.71	(83.34, 95.68)
ENCE 661	51.85%	92.10	6.99	(88.07, 96.14)
ENCE 662	72.41%	85.96	10.08	(83.42, 88.50)
ENCE 664	93.55%	85.52	10.15	(81.66, 89.38)
ENCE 665	74.36%	86.65	15.46	(80.77, 92.53)
ENCE 666	54.00%	80.13	14.05	(74.57, 85.69)
ENCE 667	57.78%	86.52	8.48	(83.09, 89.94)
ENCE 722	33.33%	96.76	2.43	(93.40, 100.00)
<b>Grand Total</b>	<b>63.56%</b>	<b>84.48</b>	<b>11.94</b>	<b>(83.30, 85.67)</b>

**1.3 Mean Score by Course (Student, Class & Instructor evaluation) on a 100-point scale**

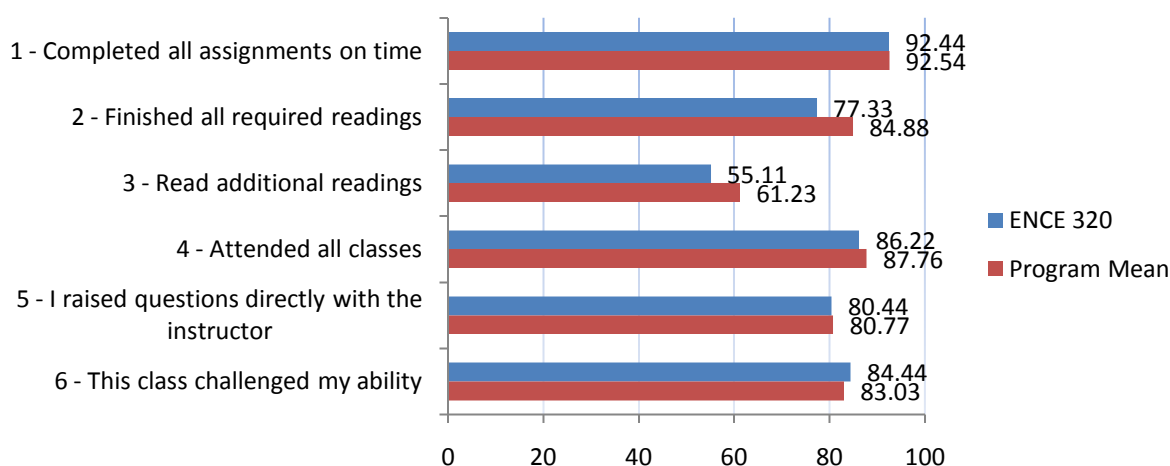
Course	Response Rate	(Class + Instructor) Mean	Student Mean	Class Mean	Instructor Mean
ENCE 320	45.00%	86.67	79.33	84.15	89.50
ENCE 420	90.24%	79.65	80.09	80.18	79.05
ENCE 422	84.00%	76.81	76.90	77.57	76.73
ENCE 423	54.00%	86.01	80.62	86.66	86.11
ENCE 601	50.00%	90.67	84.52	90.00	91.43
ENCE 602	40.00%	90.00	92.50	88.33	91.88
ENCE 626	88.89%	82.21	83.33	81.25	83.28
ENCE 627	50.00%	89.51	84.11	89.44	91.61
ENCE 661	51.85%	92.10	88.33	92.86	93.04
ENCE 662	72.41%	85.96	81.39	83.03	87.62
ENCE 664	93.55%	85.52	82.53	84.98	86.45
ENCE 665	74.36%	86.65	80.92	86.59	87.56
ENCE 666	54.00%	80.13	85.19	80.58	80.56
ENCE 667	57.78%	86.52	84.74	85.38	87.79
ENCE 722	33.33%	96.76	91.67	95.00	98.75
<b>Grand Total</b>	<b>63.56%</b>	<b>84.48</b>	<b>81.77</b>	<b>83.86</b>	<b>85.61</b>

## 2. Course Analysis:

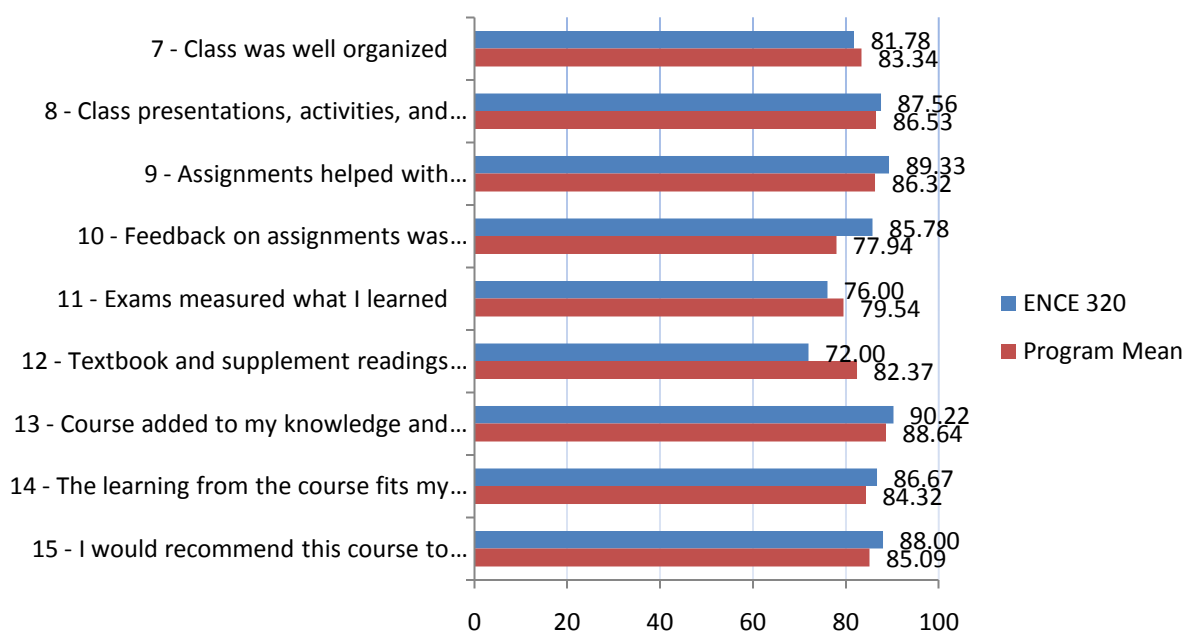
### 2.1 ENCE 320 – J. West

Course	Response rate	(Class + Instructor) Mean	Student Mean	Class Mean	Instructor Mean
ENCE 320	45.00%	86.67	79.33	84.15	89.50

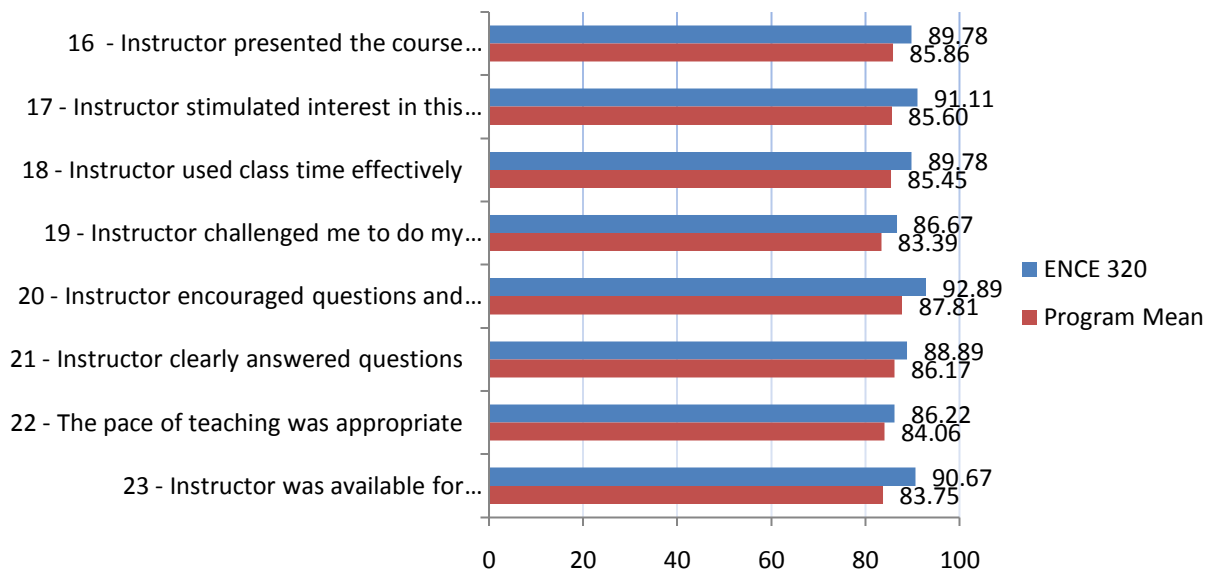
### ENCE 320 Student Information



### ENCE 320 Class Information



## ENCE 320 Instructor Information



## Other Comments

### What did students like most about the course?

- The movies and videos were an effective teaching tool to learn project management skills.
- The group project was very helpful for students to learn project management.
- The professor was very enthusiastic and interactive.

### What did students like least about the course?

- The exams were too difficult.
- The homework was too long and ambiguous in its objectives

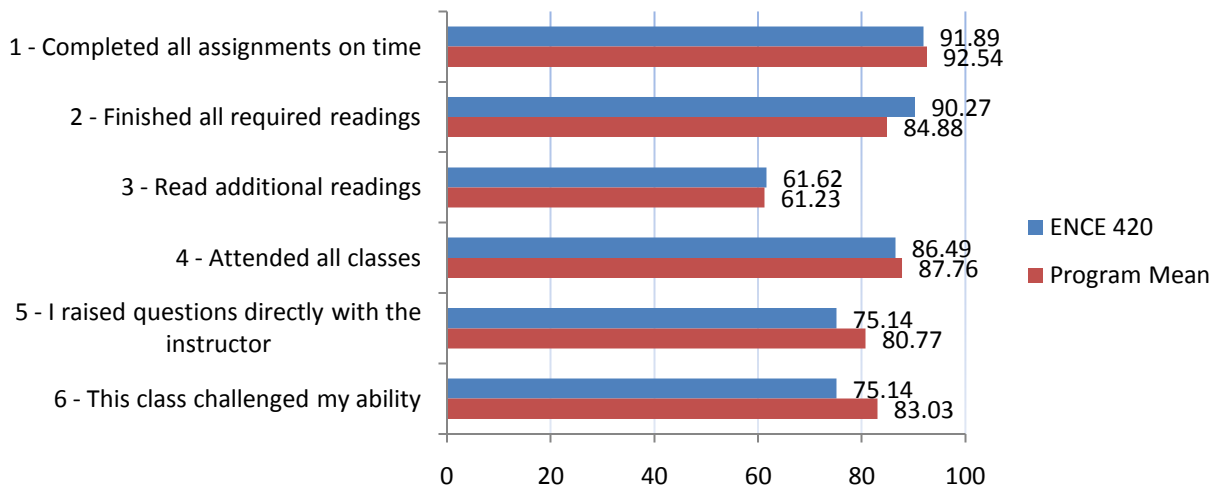
### What additional constructive feedback did students offer?

- Provide clear instructions and requirements for every assignment.
- Allow a longer period of time to form the project group.

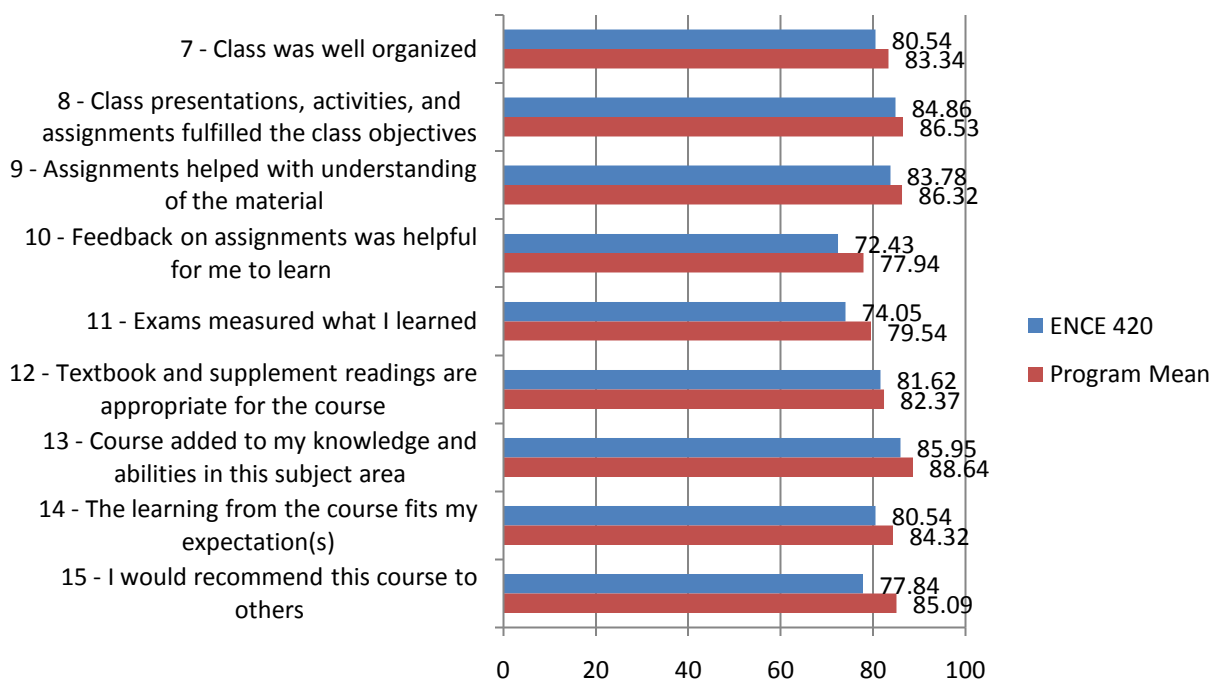
## 2.2 ENCE 420 – M. Skibniewski

Course	Response rate	(Class + Instructor) Mean	Student Mean	Class Mean	Instructor Mean
ENCE 420	90.24%	79.65	80.09	80.18	79.05

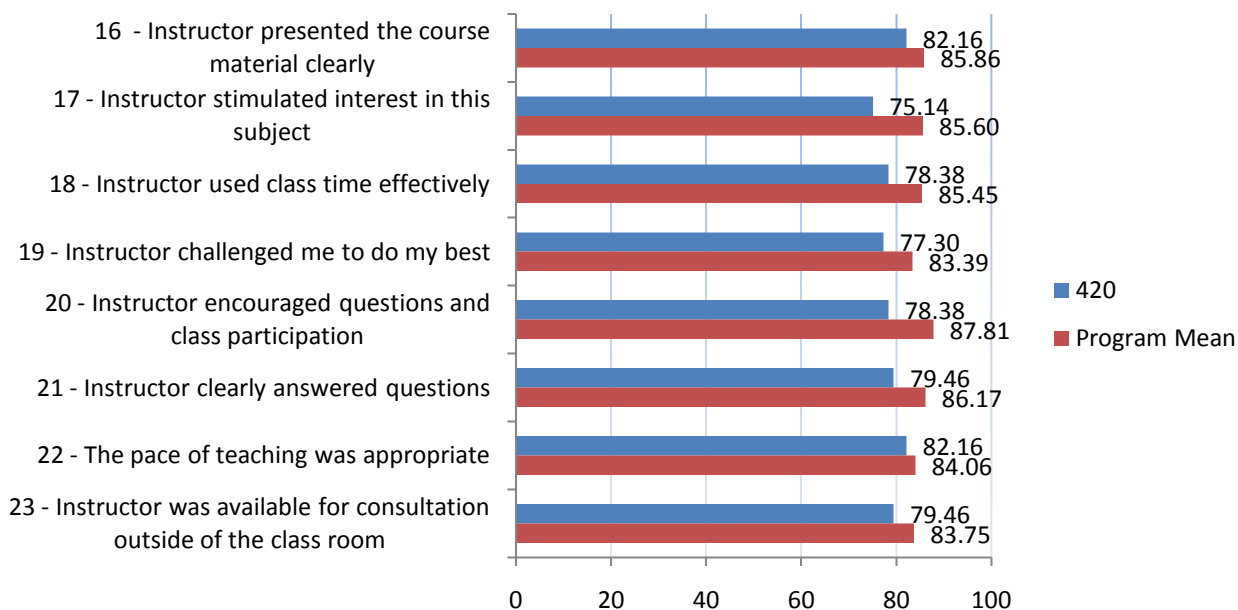
### ENCE 420 Student Information



### ENCE 420 Class Information



## ENCE 420 Instructor Information



## Other Comments

### What did students like most about the course?

- The field trip was great.
- Example problems in the slides were helpful in completing the homework.

### What did students like least about the course?

- The exams were not like the homework or other problems we had done in class.
- The homework and readings were too long.

### What additional constructive feedback did students offer?

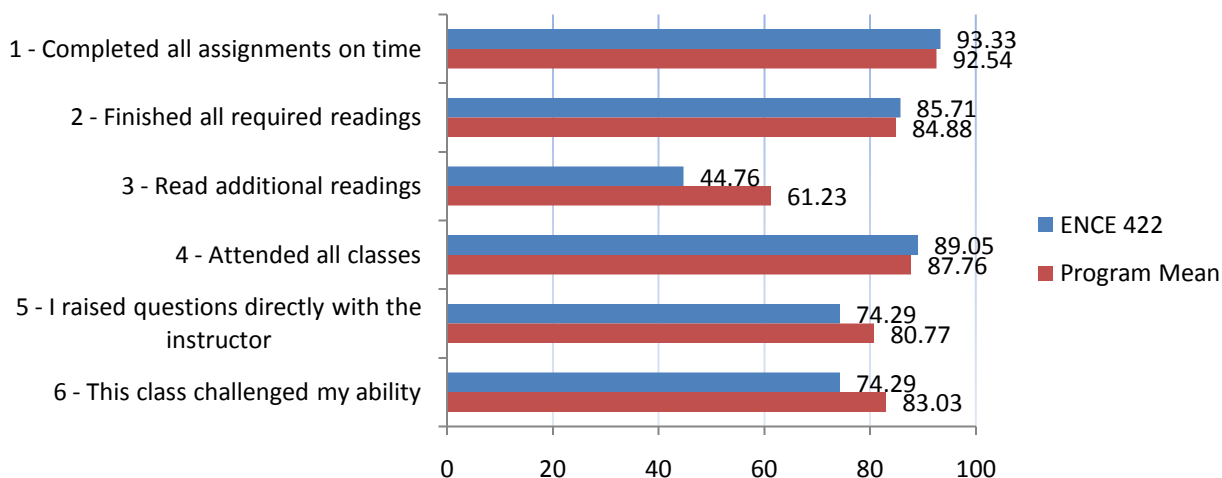
- Use a new book as the current one is hard to follow and does not show where the numbers come from.
- Show more examples of how to do homework problems on the board instead of reading from power point slides.
- Add videos to the lecture.
- Make the class more interactive.



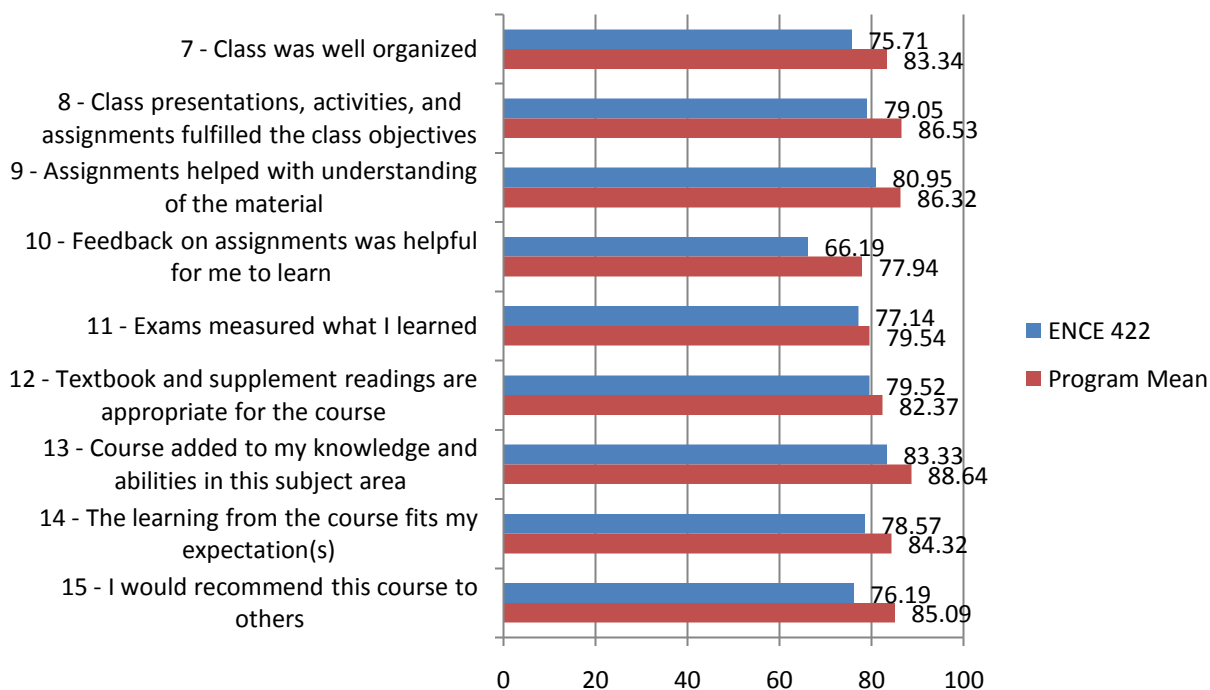
### 2.3 ENCE 422 – Q. Cui

Course	Response rate	(Class + Instructor) Mean	Student Mean	Class Mean	Instructor Mean
ENCE 422	84.00%	76.81	76.90	77.57	76.73

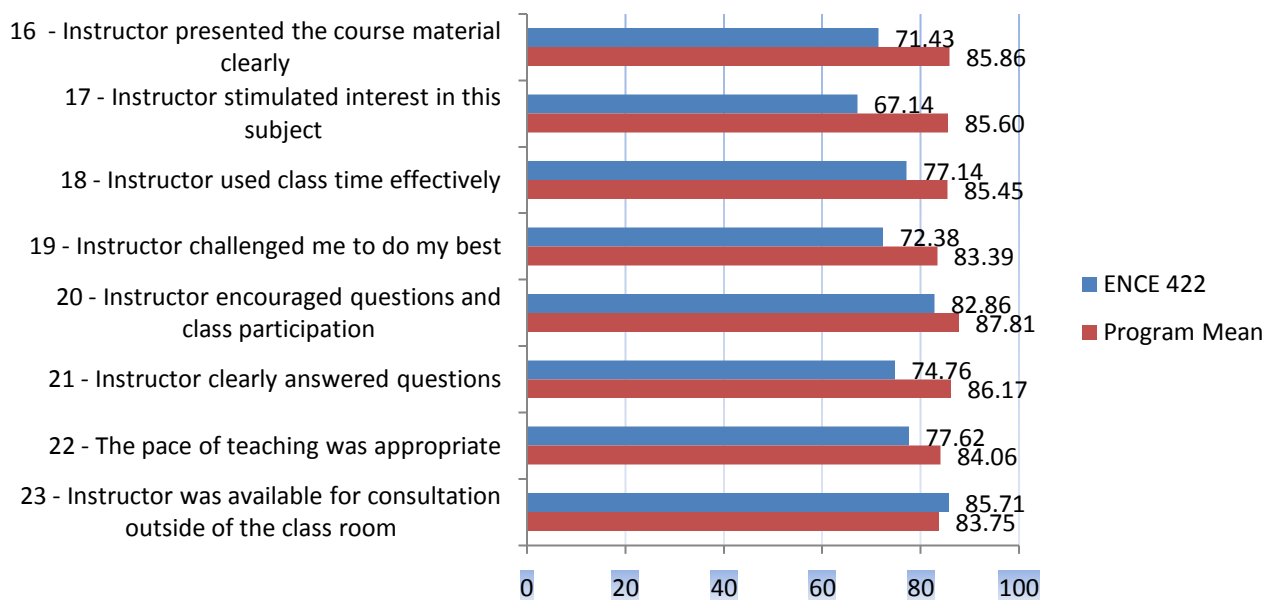
### ENCE 422 Student Information



### ENCE 422 Class Information



## ENCE 422 Instructor Information



## Other Comments

### What did students like most about the course?

- The homework and practice tests were very good preparation for the tests.
- The real world examples from the instructor were useful for students' learning.
- The learning in class was very applicable to the future work.

### What did students like least about the course?

- The pace of the class was too fast.
- The class was too long.
- The workload of homework was too heavy.

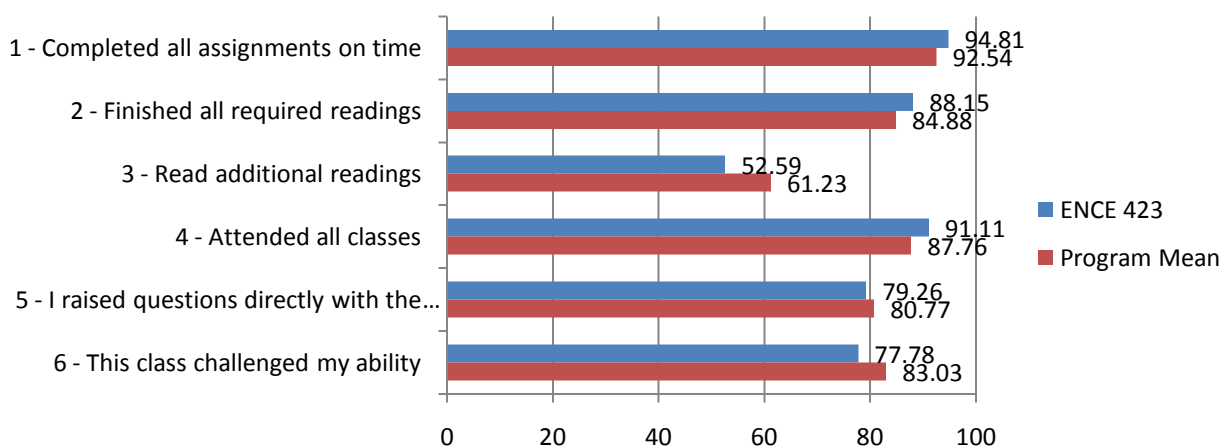
### What additional constructive feedback did students offer?

- Make the class into twice per week.
- Try to go over problems like the homework during class so student can get a better idea of what to expect.
- Split the homework up into smaller weekly assignments.
- Use PowerPoint presentations more often.

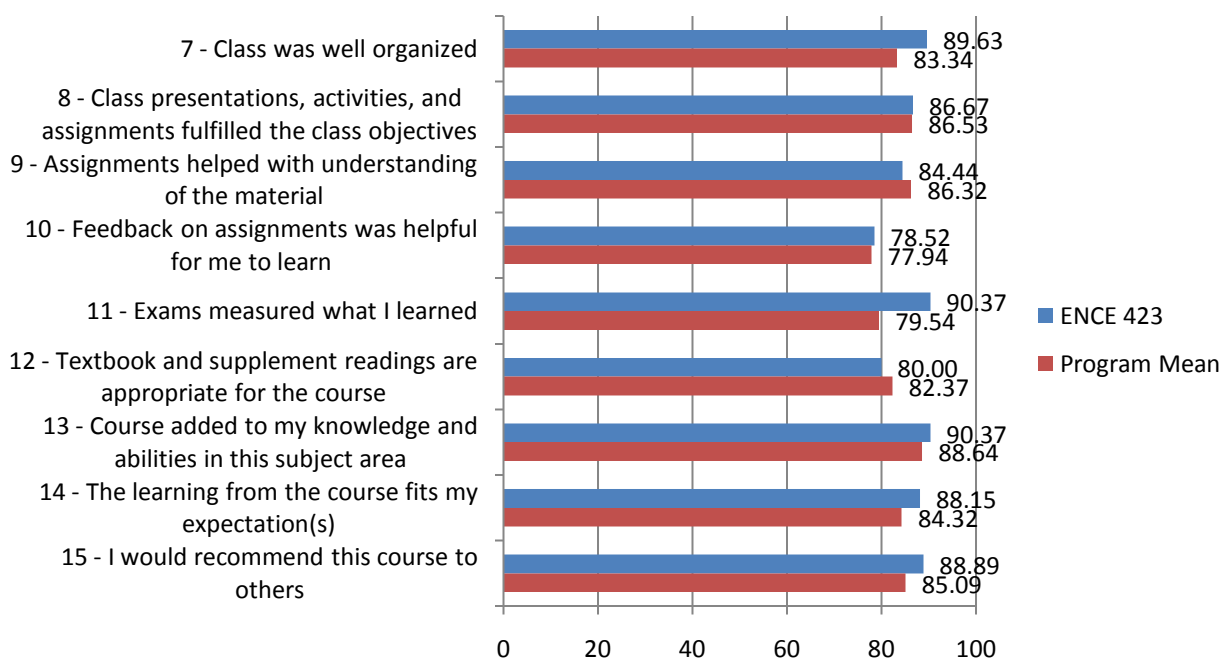
### 2.4 ENCE 423 – K. O’ Connell

Course	Response rate	(Class + Instructor) Mean	Student Mean	Class Mean	Instructor Mean
ENCE 423	54.00%	86.01	80.62	86.66	86.11

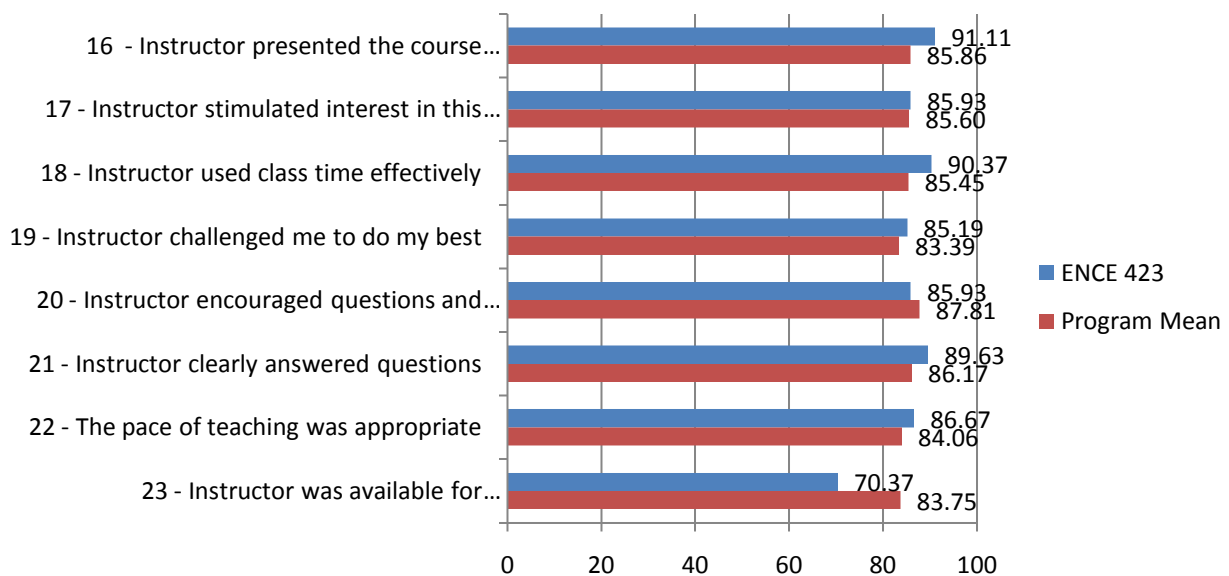
### ENCE 423 Student Information



### ENCE 423 Class Information



## ENCE 423 Instructor Information



## Other Comments

### What did students like most about the course?

- Learned how to use Primavera.
- Expectation was clearly set.
- The teaching methods of the professor were great.

### What did students like least about the course?

- The textbook was only used in the first few lectures.
- The class was too long.
- The third exam was too long.

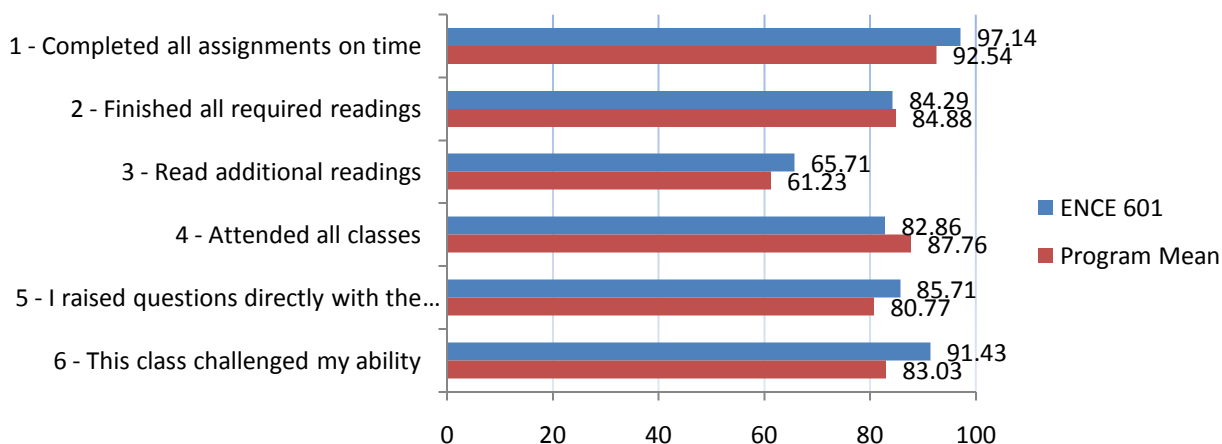
### What additional constructive feedback did students offer?

- Use the most recent versions of Primavera in all exam questions, as three problems on the last exam used one of the earlier versions, which may not accurately reflect students' understanding on the program and scheduling.
- Get the corrected homework solutions back before the exam so as to see their own mistakes.

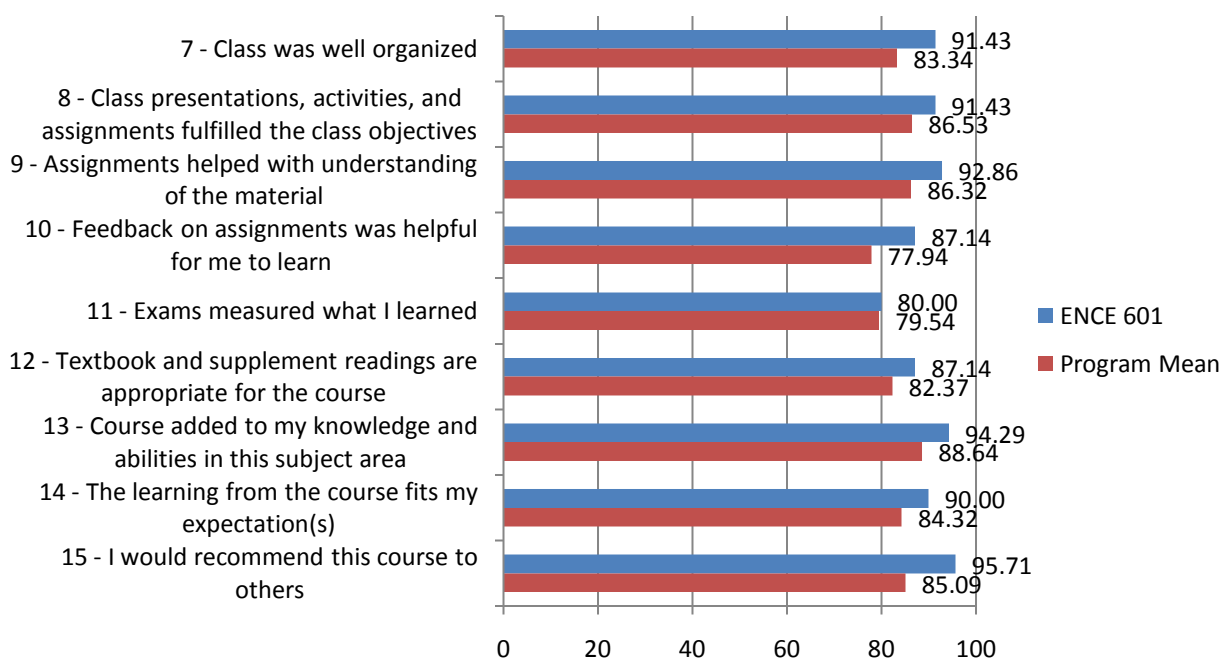
### 2.5 ENCE 601 – J. West

Course	Response rate	(Class + Instructor) Mean	Student Mean	Class Mean	Instructor Mean
ENCE 601	50.00%	90.67	84.52	90.00	91.43

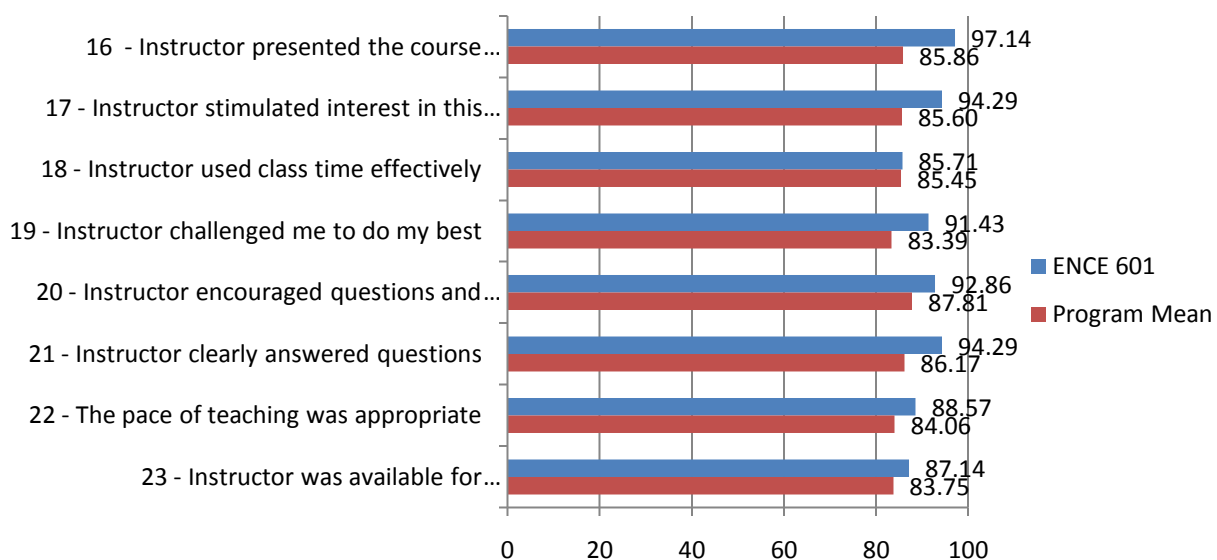
### ENCE 601 Student Information



### ENCE 601 Class Information



## ENCE 601 Instructor Information



## Other Comments

### What did students like most about the course?

- Examples and the facts given in the class helped understand the materials.
- The class was very interactive.
- The course was timely and provided excellent material that students can use immediately in my workplace.

### What did students like least about the course?

- The PowerPoint slides were updated right before the class.
- The mid-term exam was too hard.
- Too many group case studies.

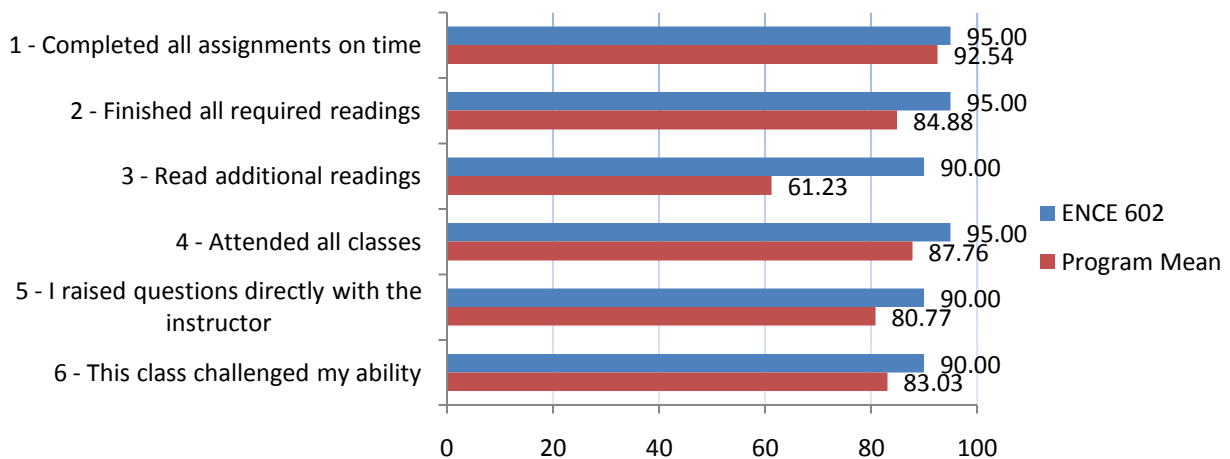
### What additional constructive feedback did students offer?

- The professor did an outstanding job of teaching the material and stimulating students' interest in the subject.
- Need more options for the conference call.

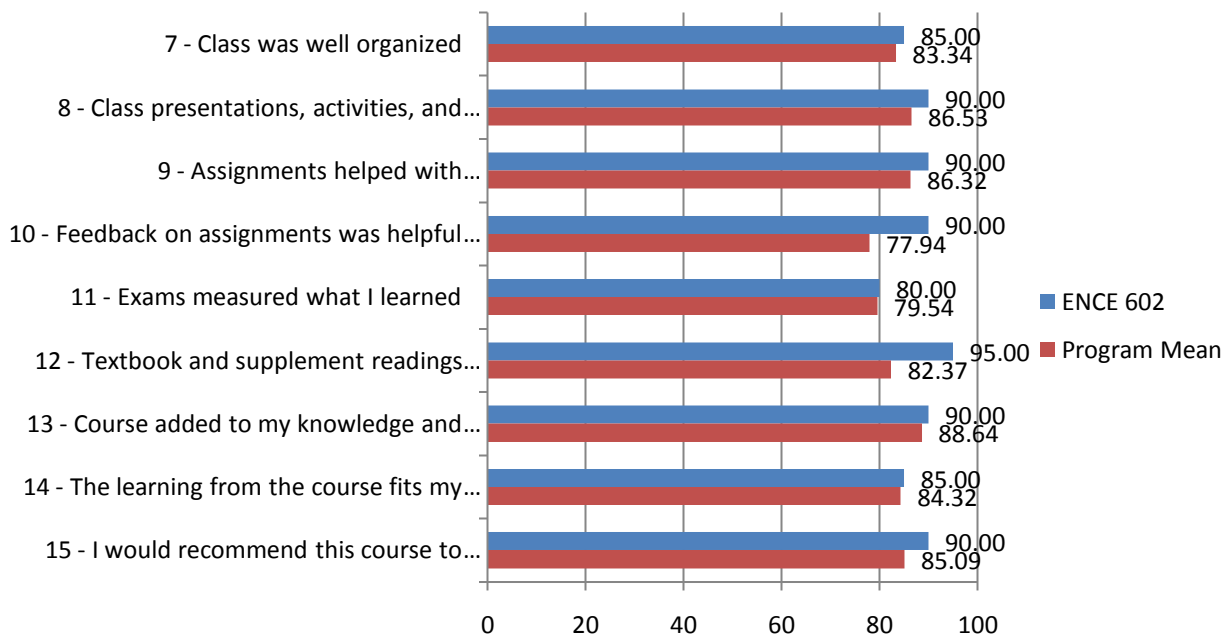
2.6 ENCE 602 – Q. Cui

Course	Response rate	(Class + Instructor) Mean	Student Mean	Class Mean	Instructor Mean
ENCE 602	40.00%	90.00	92.50	88.33	91.88

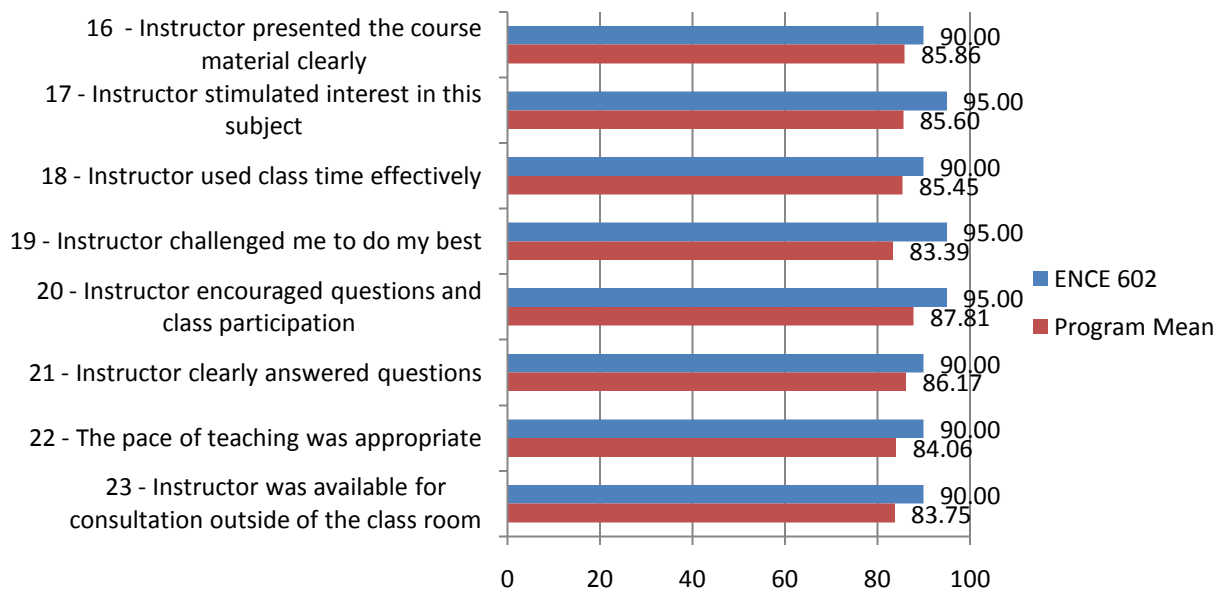
ENCE 602 Student Information



ENCE 602 Class Information



## ENCE 602 Instructor Information



## Other Comments

### What did students like most about the course?

- The case studies were well-organized.

### What did students like least about the course?

- Not enough conceptual background for each topic.

### What additional constructive feedback did students offer?

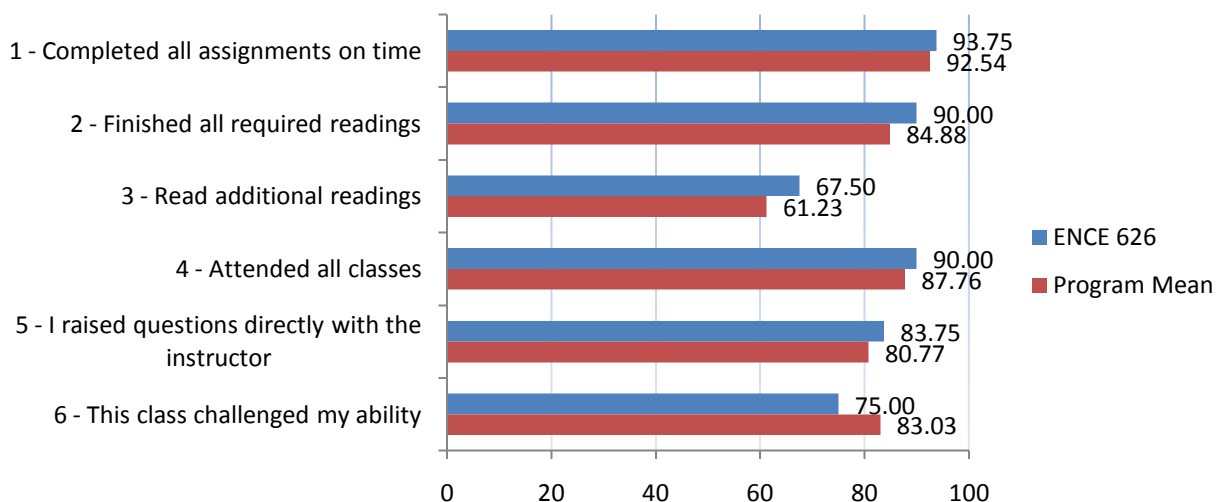
- Provide a single handout for all the materials covered in each class.
- Provide more numerical examples in class.



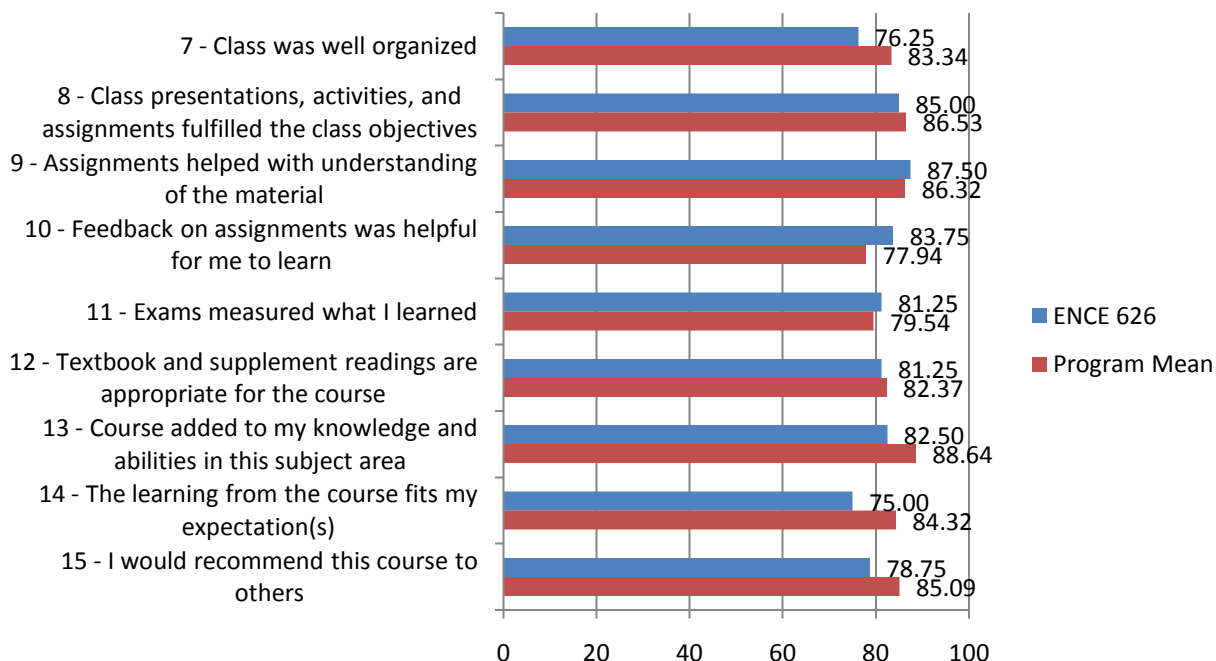
**2.7 ENCE 626 – M. Skibniewski**

Course	Response rate	(Class + Instructor) Mean	Student Mean	Class Mean	Instructor Mean
ENCE 626	88.89%	82.21	83.33	81.25	83.28

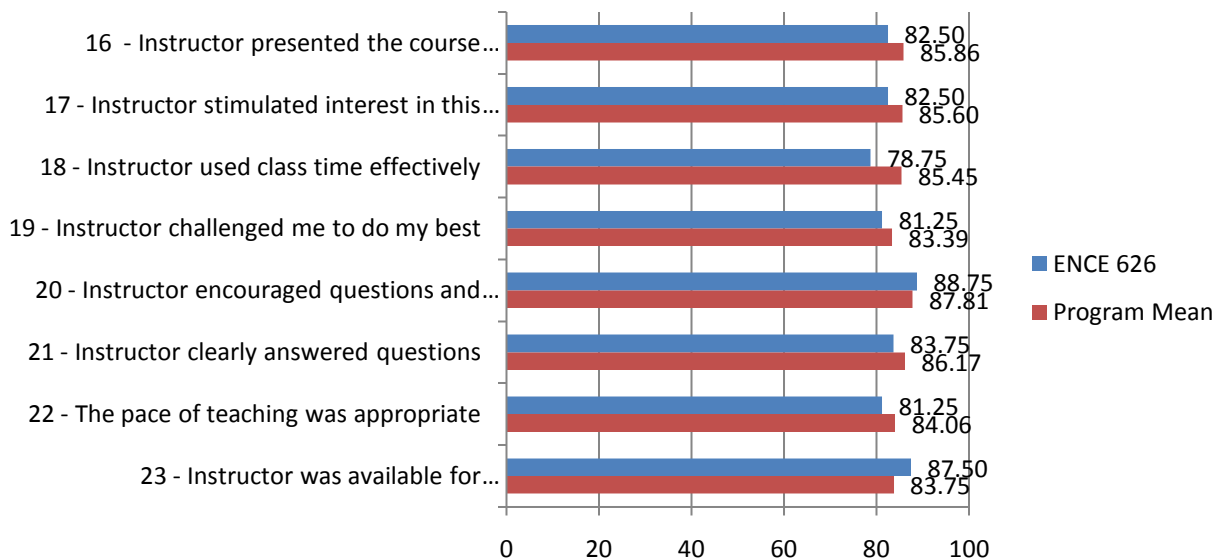
**ENCE 626 Student Information**



**ENCE 626 Class Information**



## ENCE 626 Instructor Information



## Other Comments

### What did students like most about the course?

- Guest Lecture was great.
- The assignments and term paper were a great learning experience.

### What did students like least about the course?

- The pace of some classes was too slow.

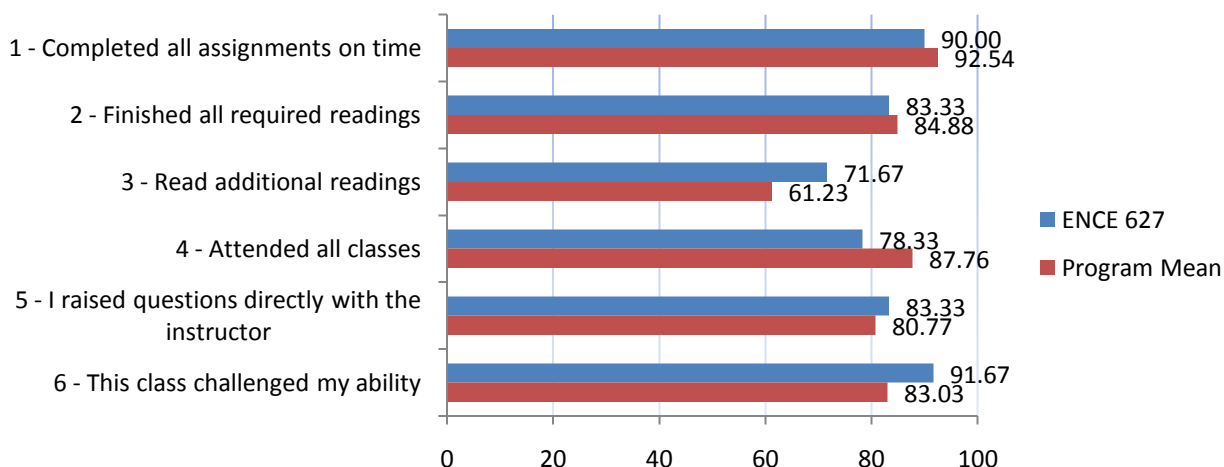
### What additional constructive feedback did students offer?

- Besides inviting the system provider to give speeches, the instructor may also invite the real web-based project management system users to give speeches. Students could know the real demand in the real world or the real benefit after utilizing the system.
- It would be better if the topic of the project was assigned by the instructor instead of letting the students find a problem themselves.
- More in depth look at one useful web-based project management software system.

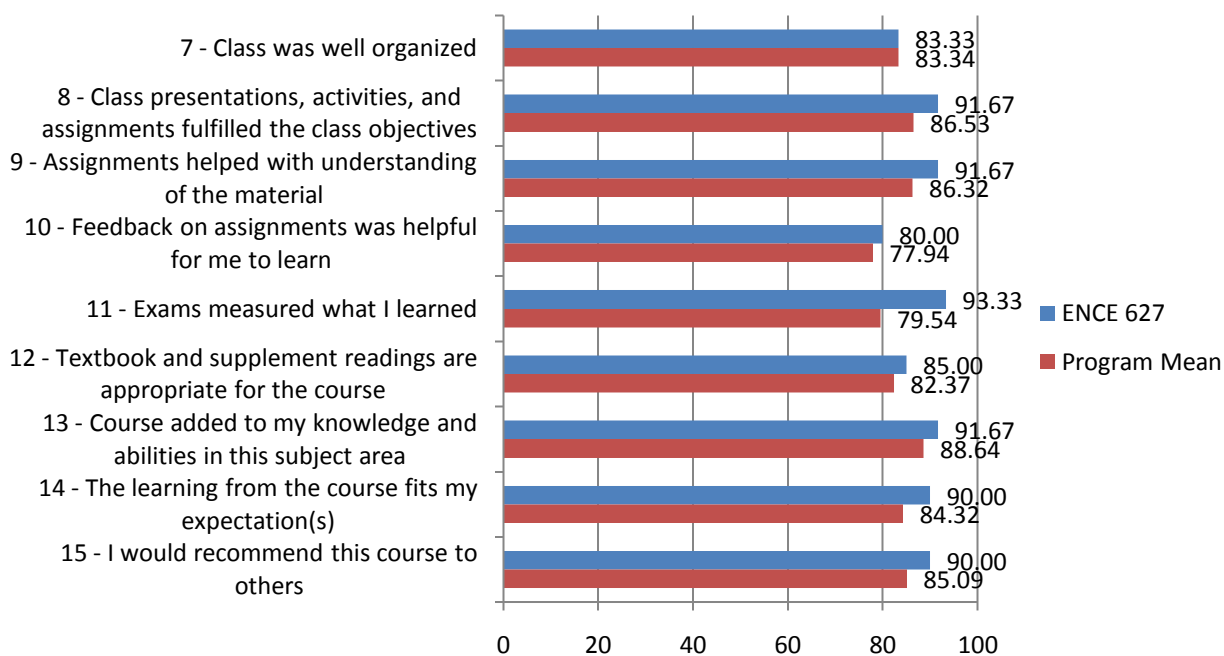
**2.8 ENCE 627 – G. Baecher**

Course	Response rate	(Class + Instructor) Mean	Student Mean	Class Mean	Instructor Mean
ENCE 627	50.00%	89.51	84.11	89.44	91.61

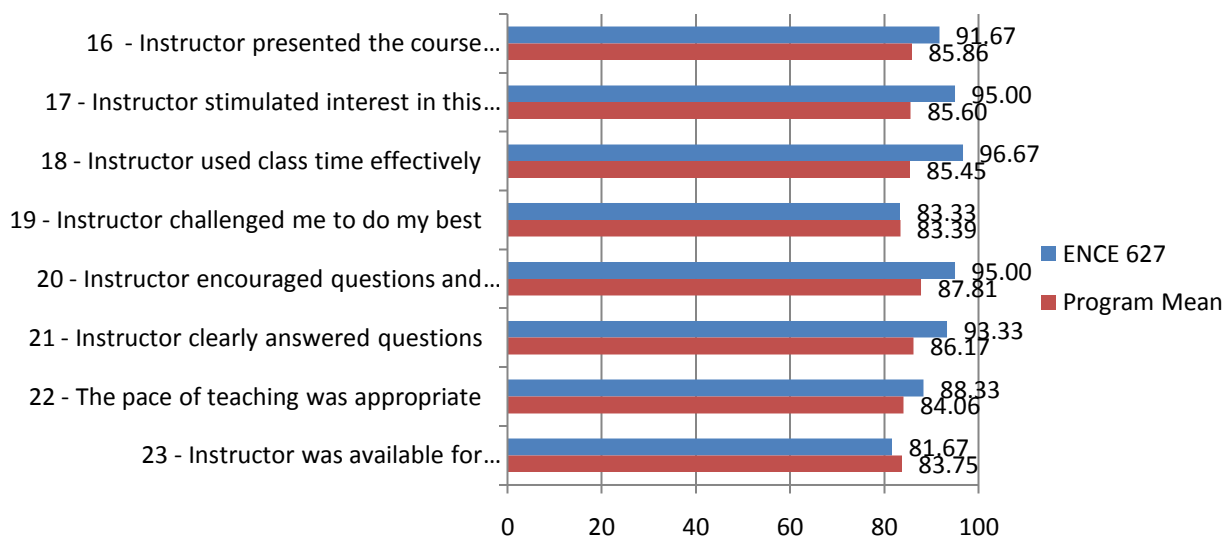
**ENCE 627 Student Information**



**ENCE 627 Class Information**



## ENCE 627 Instructor Information



## Other Comments

### What did students like most about the course?

- The video record of the course allowed students to watch it again if they didn't follow the topic in the class.
- Real-world examples were provided.
- The homework was always appropriate in difficulty and correlated well to lectures and exams.

### What did students like least about the course?

- The pace of class was a bit too fast.
- Some mathematical theories were not clearly explained.

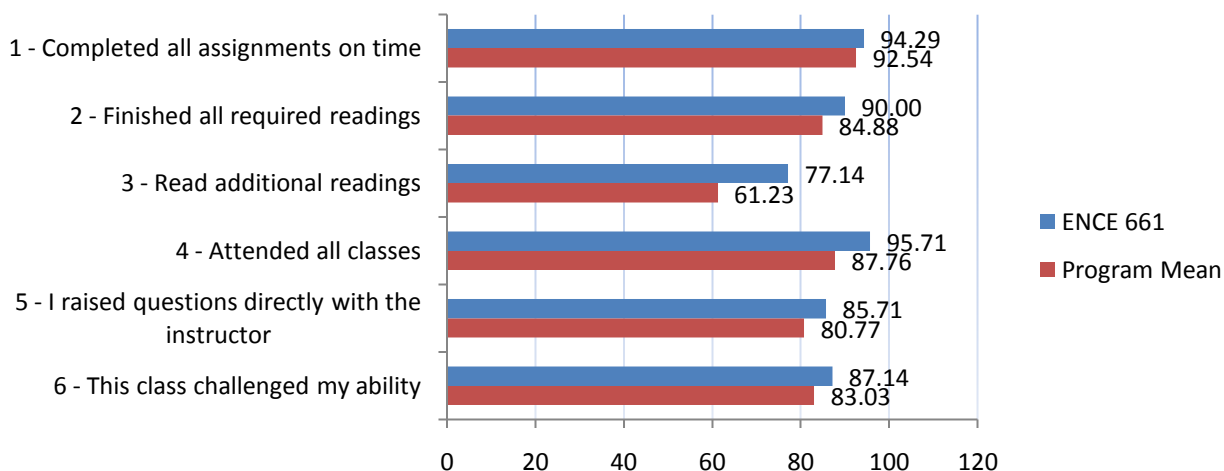
### What additional constructive feedback did students offer?

- Simplify the course materials.
- Resolve some problems in class like the problem sets and the exams.

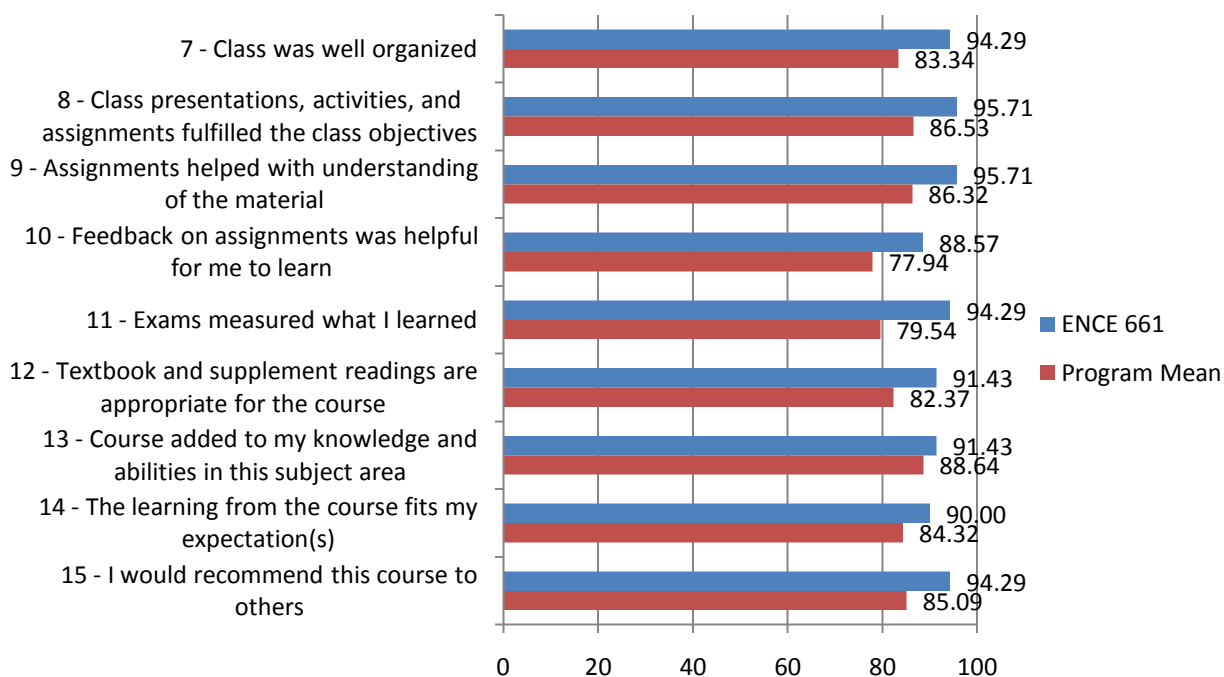
2.9 ENCE 661 – J. Myers

Course	Response rate	(Class + Instructor) Mean	Student Mean	Class Mean	Instructor Mean
ENCE 661	51.85%	92.10	88.33	92.86	93.04

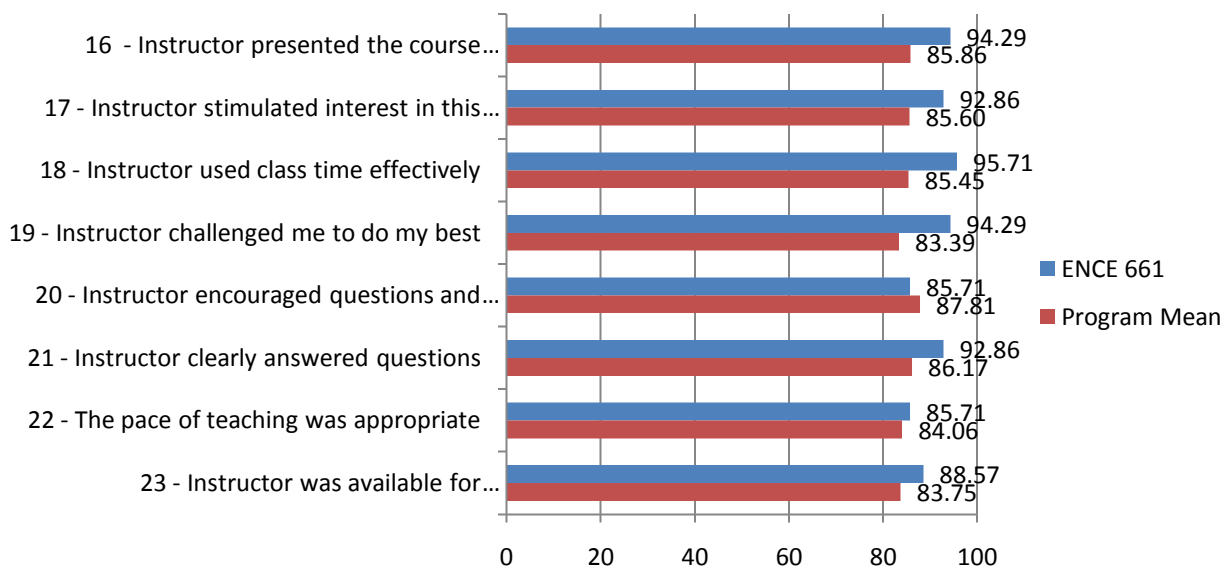
ENCE 661 Student Information



ENCE 661 Class Information



## ENCE 661 Instructor Information



## Other Comments

### What did students like most about the course?

- Passionate instructor.
- The materials were well presented
- Real world examples.

### What did students like least about the course?

- Some of the case studies and questions on tests were not very clear.
- The reading wasn't as strongly tied to the class as the assignments and lectures.
- The teaching assistant often gave conflicting instructions through email than what the lecturer said in class.

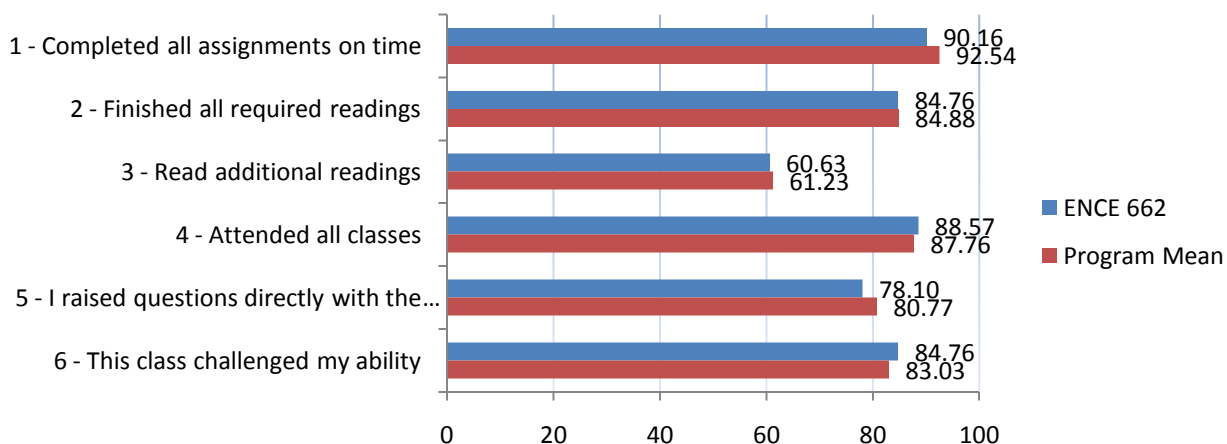
### What additional constructive feedback did students offer?

- A specific textbook for the class and not a reading from different subjects.

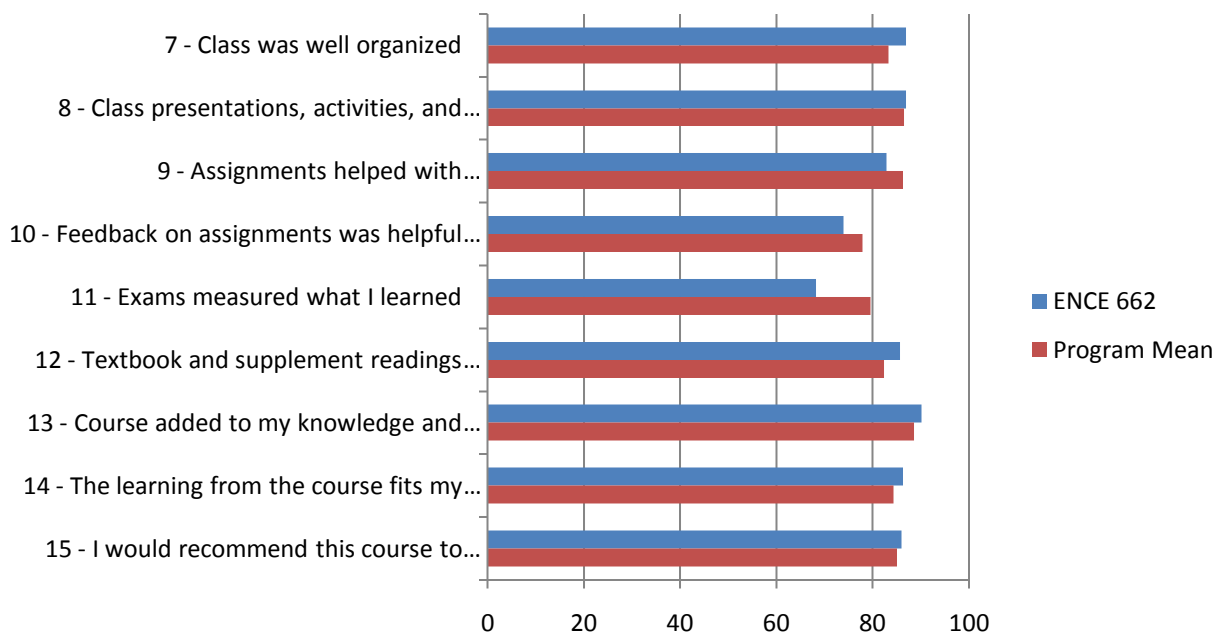
**2.10 ENCE 662 – J. Cable**

Course	Response rate	(Class + Instructor) Mean	Student Mean	Class Mean	Instructor Mean
ENCE 662	72.41%	85.96	81.39	83.03	87.62

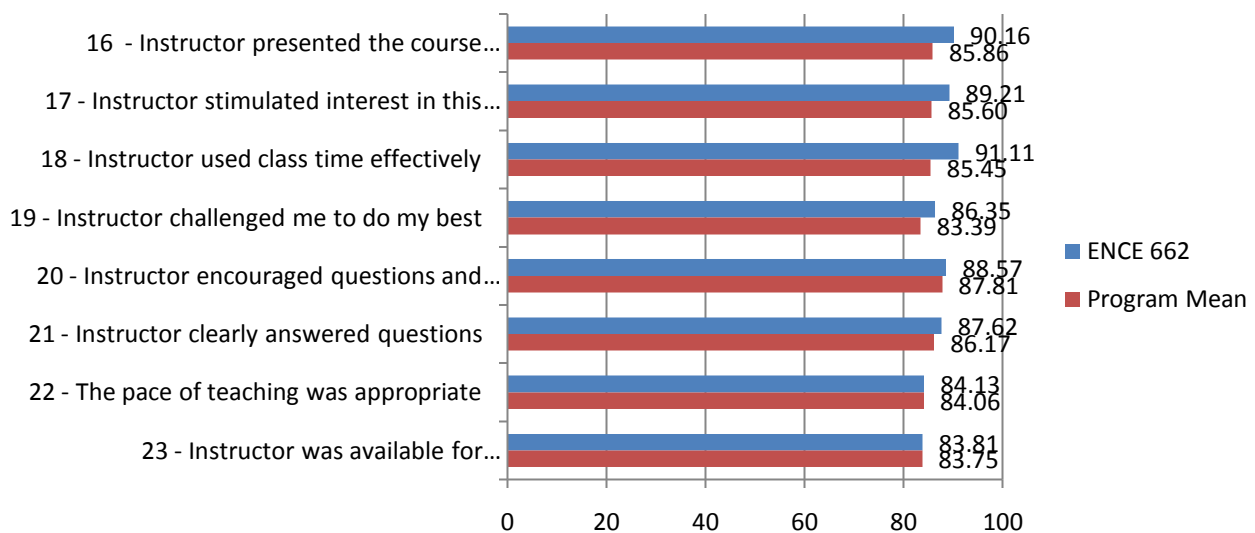
**ENCE 662 Student Information**



**ENCE 662 Class Information**



## ENCE 662 Instructor Information



## Other Comments

### What did students like most about the course?

- Pearl diving assignments.
- Guest lectures.
- Presentation slides were well organized and supported with useful examples.
- The course helped the preparation of the PMP exam.
- The availability of the lectures online.
- Video clips.
- Teaching style of the instructor.
- Both instructor and TA were very responsive to students' questions.
- Video Conference.

### What did students like least about the course?

- Too many homework assignments.
- The class size was too big.
- The final exam was too difficult.
- The replication between the PowerPoint and textbook content.

### What additional constructive feedback did students offer?

- Fewer questions in the exam.
- Example in mantle book should be covered in class.

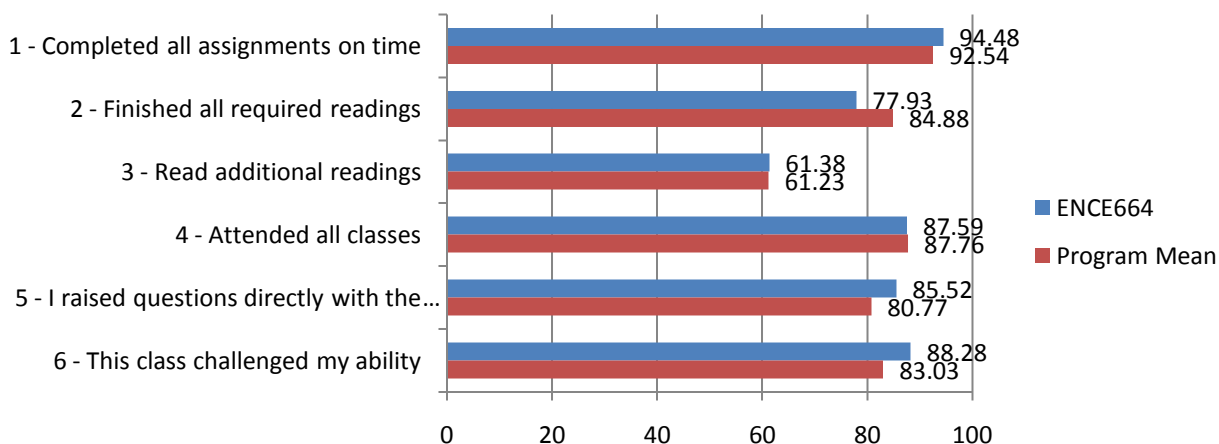


- Integrate essay questions into the exams.
- Give students some chances for presentation.

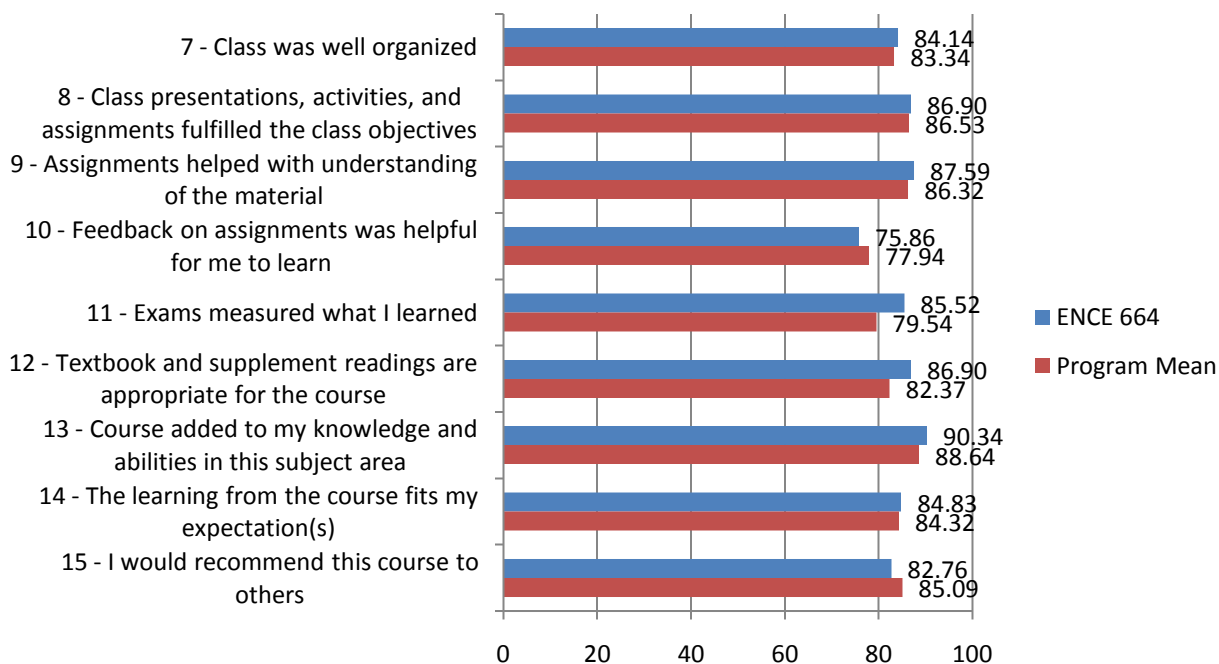
**2.11 ENCE 664 – M. Groff**

Course	Response rate	(Class + Instructor) Mean	Student Mean	Class Mean	Instructor Mean
ENCE 664	93.55%	85.52	82.53	84.98	86.45

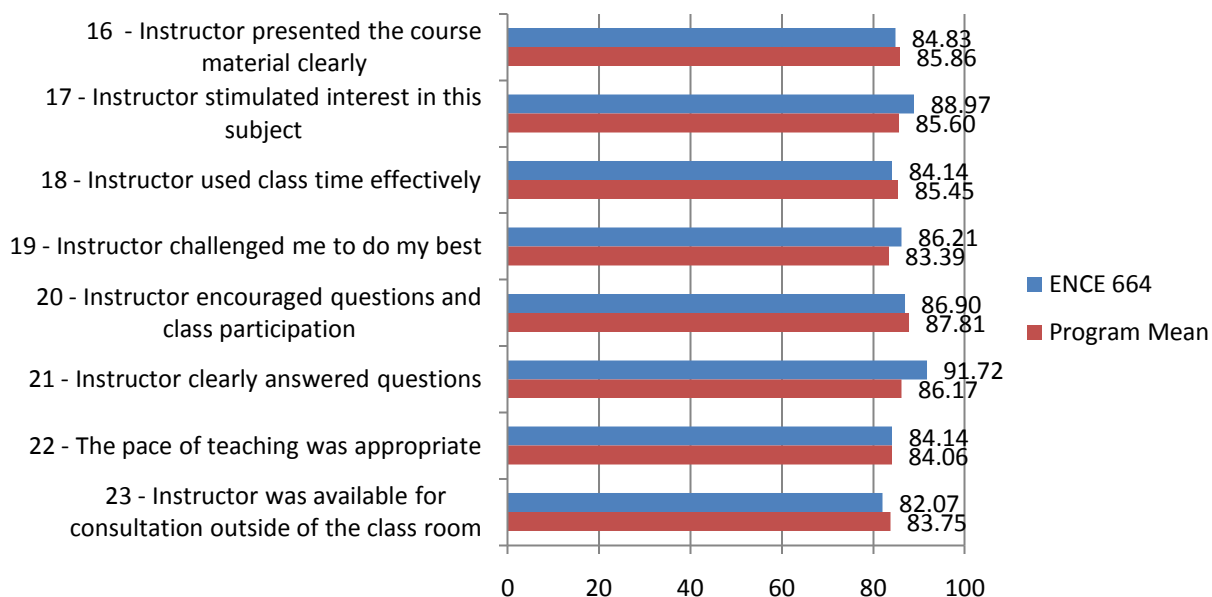
**ENCE 664 Student Information**



**ENCE 664 Class Information**



## ENCE 664 Instructor Information



## Other Comments

### What did students like most about the course?

- The use of examples and real life experience by the instructor.
- The instructors were very knowledgeable.
- Good class discussion.

### What did students like least about the course?

- The assignments and tests were slowly graded.
- Too many readings.

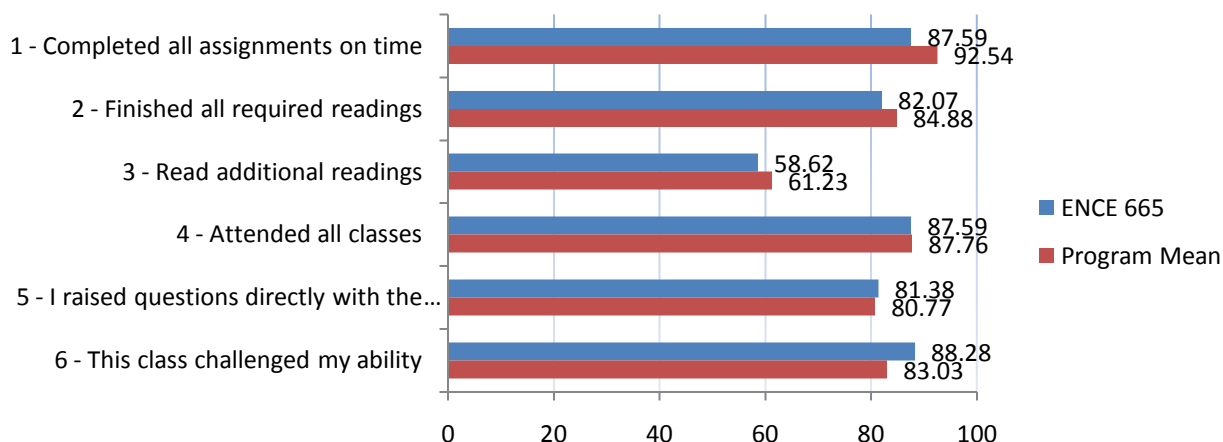
### What additional constructive feedback did students offer?

- Need more frequent feedback to students.

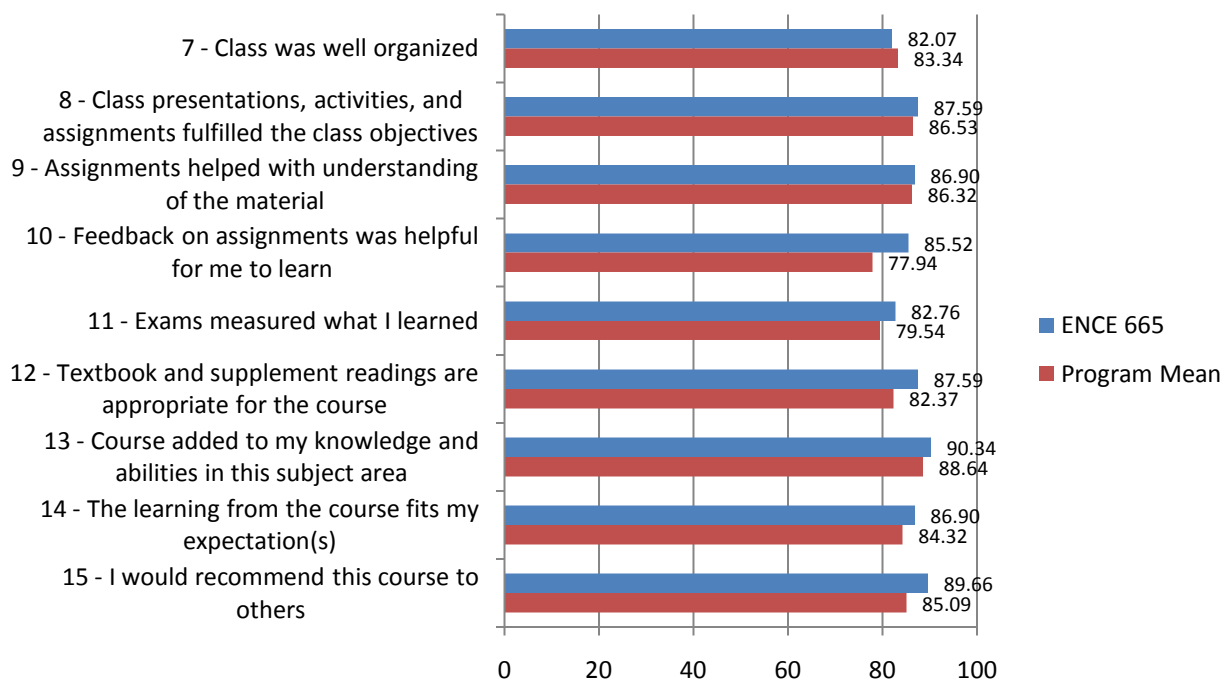
**2.12 ENCE 665 – J. Davis**

Course	Response rate	(Class + Instructor) Mean	Student Mean	Class Mean	Instructor Mean
ENCE 665	74.36%	86.65	80.92	86.59	87.56

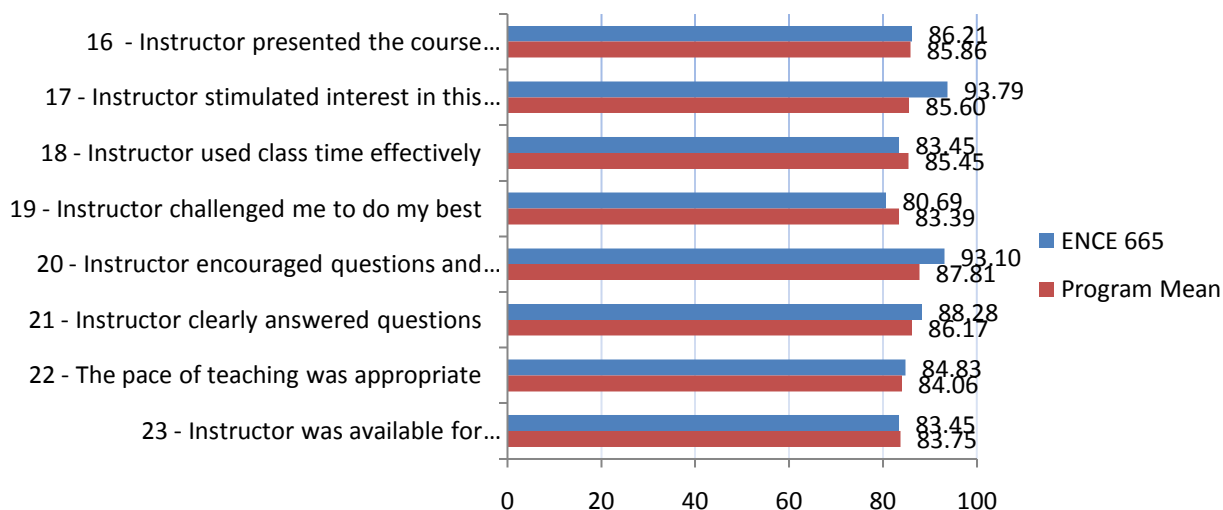
**ENCE 665 Student Information**



**ENCE 665 Class Information**



## ENCE 665 Instructor Information



## Other Comments

### What did students like most about the course?

- The Pearl diving and group case assignment.
- The content of the class was applicable to the work.
- The class discussion.
- The variety of readings, course material, discussions, etc. that all worked together to present the material and encourage the students to think on different levels of the course topics.

### What did students like least about the course?

- Too many readings.
- Too many textbooks.
- Spent too much time answering questions from student which led to the lack of time to go through the class materials.

### What additional constructive feedback did students offer?

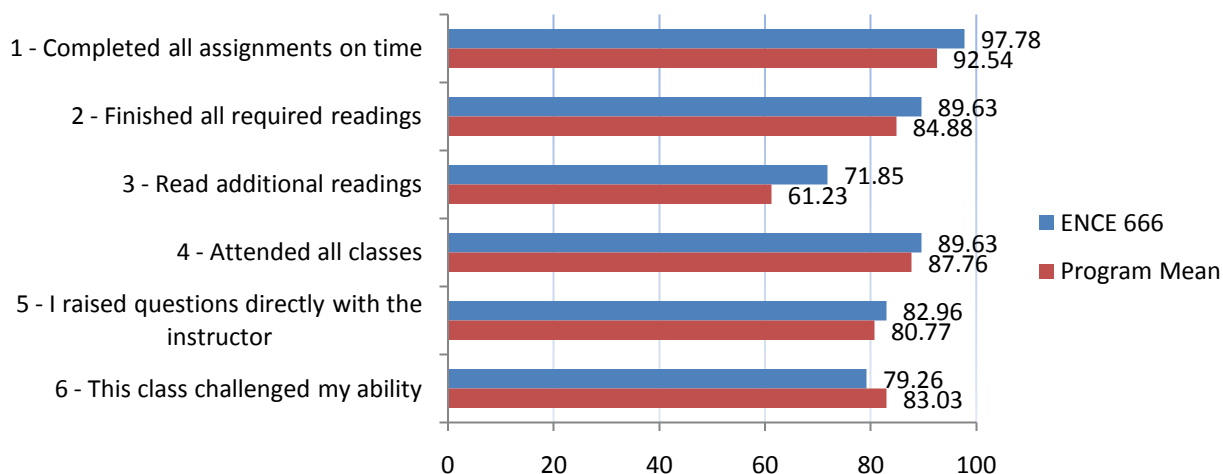
- Maintain a better pace when the discussion gets too far from where it started.
- Make a reduction in the books needed for the course.
- Include case studies to be discussed at class. For instance, Harvard Business Review sellsw case studies about team work that might present several ideas to be discussed and that might increase learning.
- Several times deadlines by which the instructors indicated feedback would be provided were missed this was for Pearls and the team project. Students did not see any comments on our team project,

but the grade was not posted until 4 days before the end of the semester. If this was when comments were returned, it would have been difficult to coordinate a resubmission in that time frame.

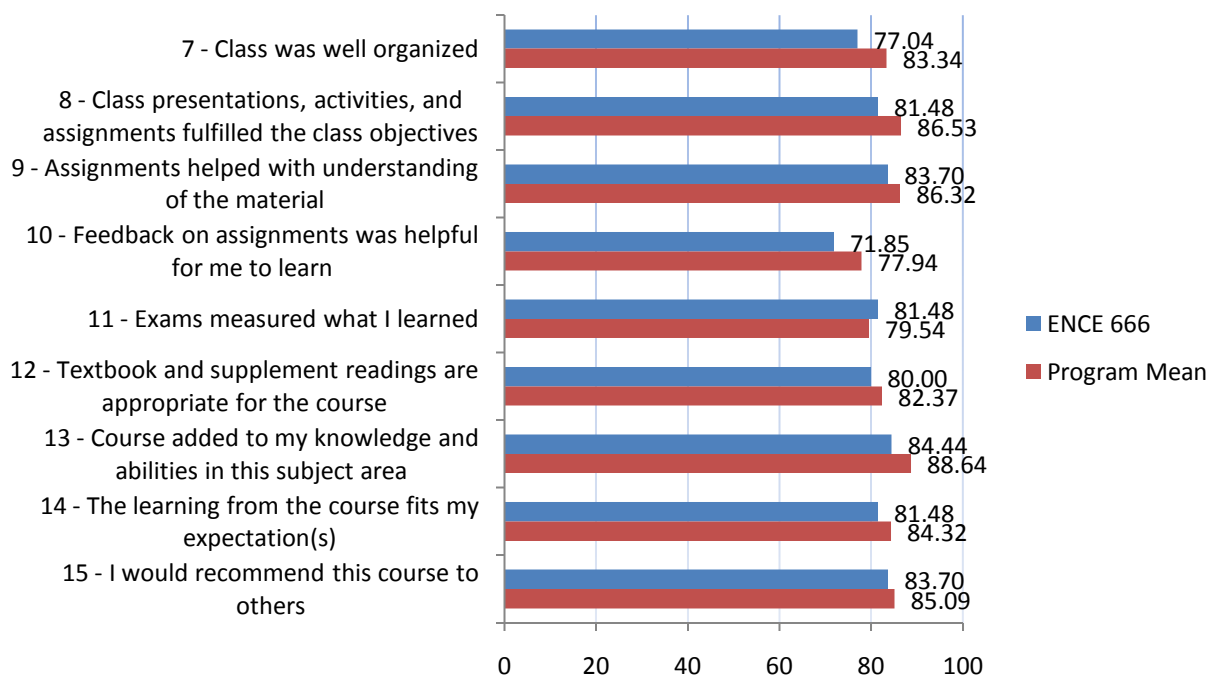
**2.13 ENCE 666 – N. Schulman**

Course	Response rate	(Class + Instructor) Mean	Student Mean	Class Mean	Instructor Mean
ENCE 666	54.00%	80.13	85.19	80.58	80.56

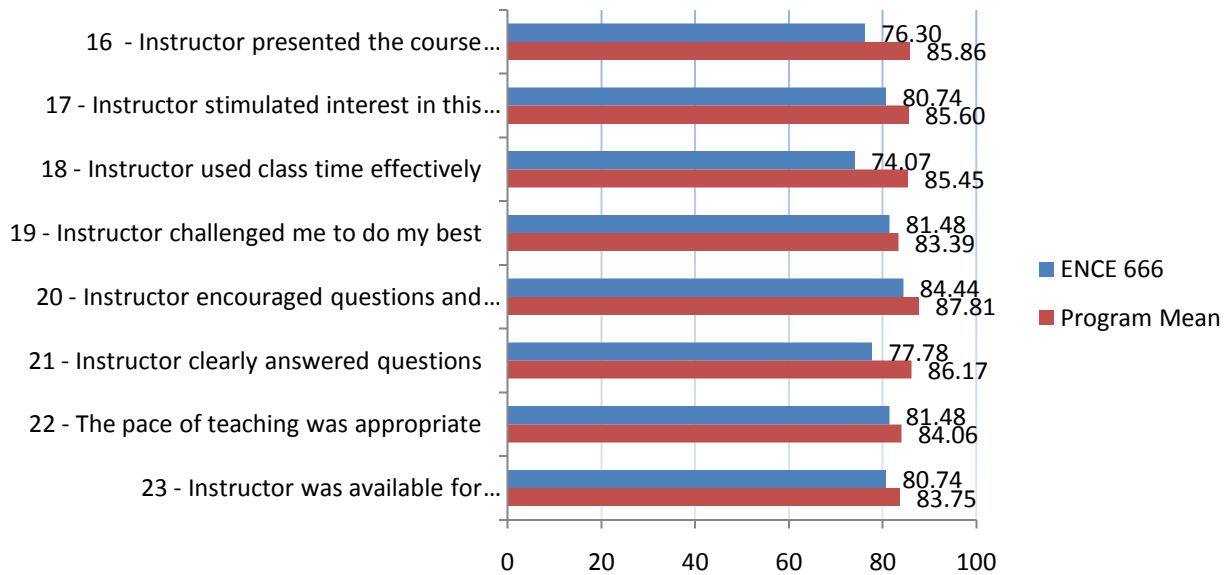
**ENCE 666 Student Information**



**ENCE 666 Class Information**



## ENCE 666 Instructor Information



## Other Comments

### What did students like most about the course?

- Good overall introduction to cost control procedures and estimating.
- The field trip was great.
- The 3-part case study was great.
- Real world examples were provided throughout the lectures.
- Guest lecture was great.

### What did students like least about the course?

- The true/false questions in the exam.
- The textbook was very vague.
- The weight on final exam was too high.

### What additional constructive feedback did students offer?

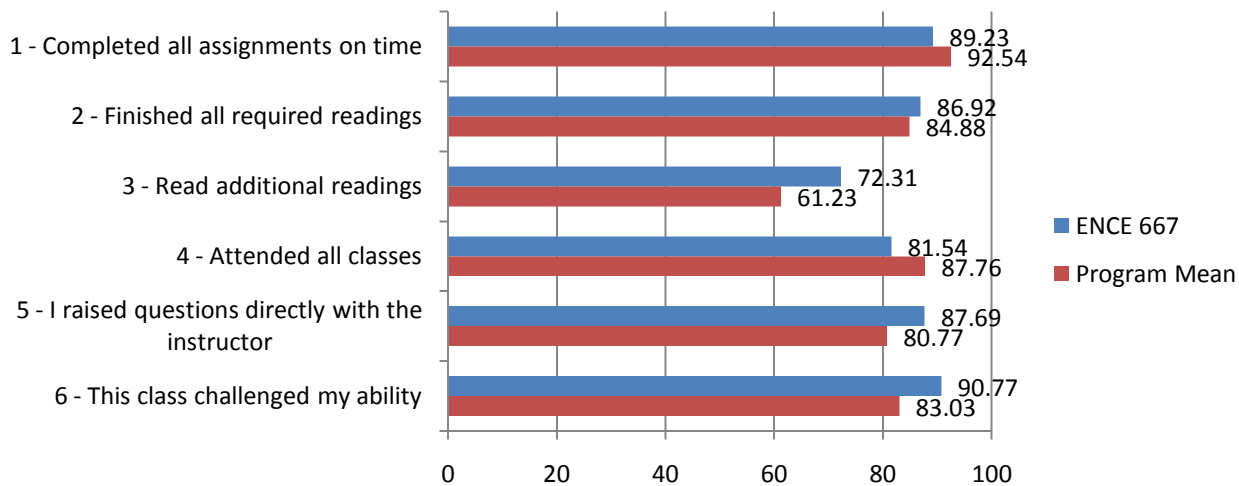
- Use more techniques on how to estimate and takeoff drawings effectively.
- Clarify desired formats for reports, lists, and schedules prior to due date.
- Change the midterm and final exam to take home exam.
- Offer more comments on the case study grading, for example, where we needed to improve, and show where the points were taken off.
- Have peer feedback submitted with each case study instead just at the end of the semester.



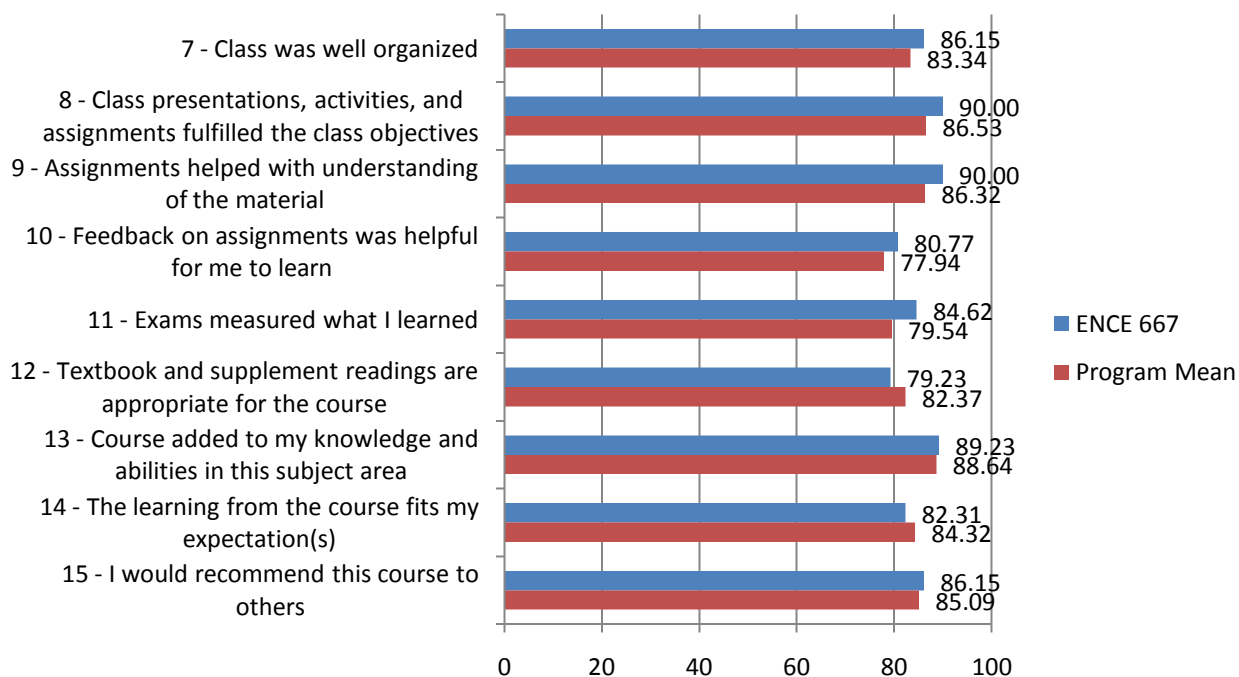
**2.14 ENCE 667 – G. Baecher**

Course	Response rate	(Class + Instructor) Mean	Student Mean	Class Mean	Instructor Mean
ENCE 667	57.78%	86.52	84.74	85.38	87.79

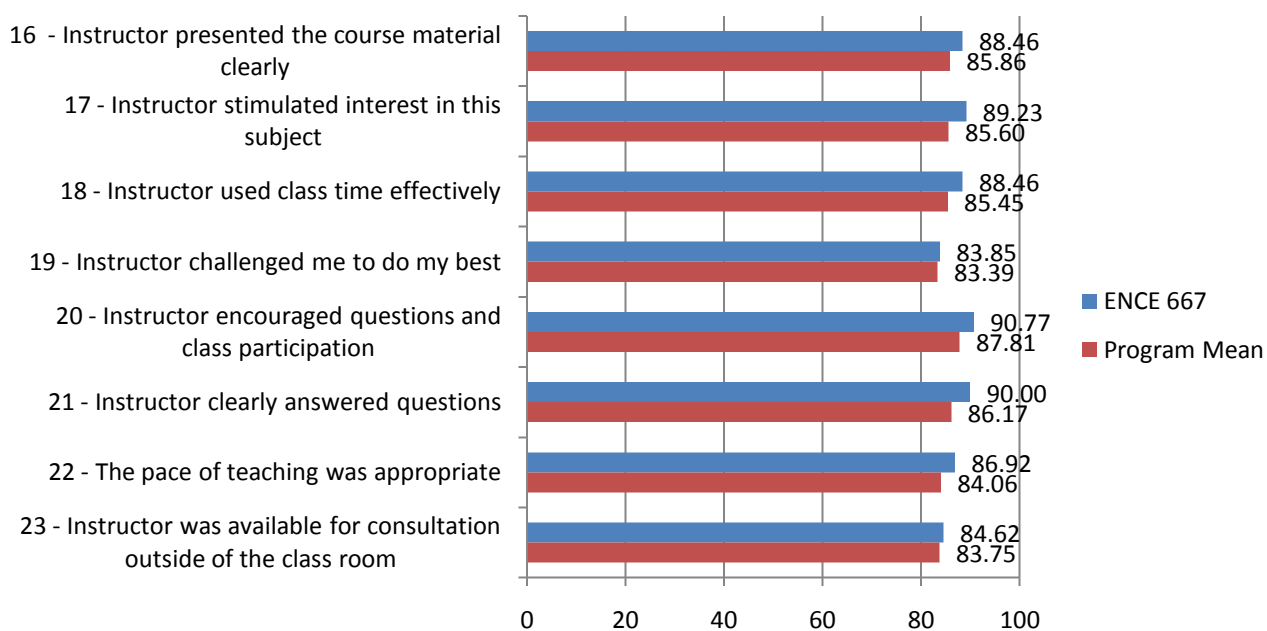
**ENCE 667 Student Information**



**ENCE 667 Class Information**



## ENCE 667 Instructor Information



## Other Comments

### What did students like most about the course?

- Real world examples were provided in the class.
- Instructor was quite effective in conducting the telephone conferences where each and every attendee was required to participate.
- The class was very interactive and engaging.
- The guest speaker was very interesting.
- Appropriate pace of teaching and workload.
- Videos and cartoons presented in the class.

### What did students like least about the course?

- Although homework solutions were posted, homework was not actually graded.

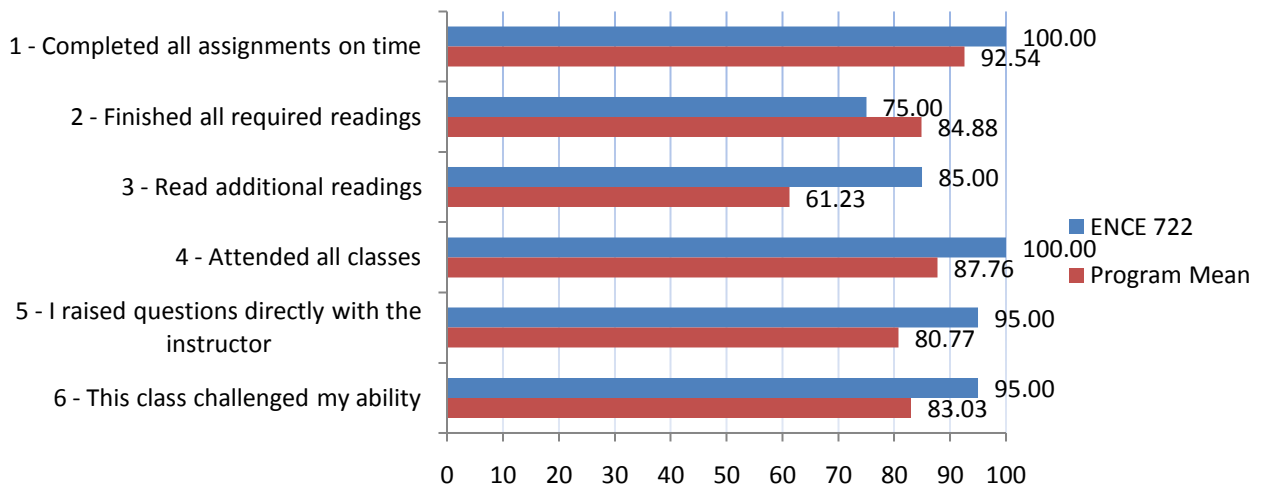
### What additional constructive feedback did students offer?

- For online students, it was a bit difficult to follow examples done on the board. Therefore, it would be great to have those examples prepared and posted on blackboard.

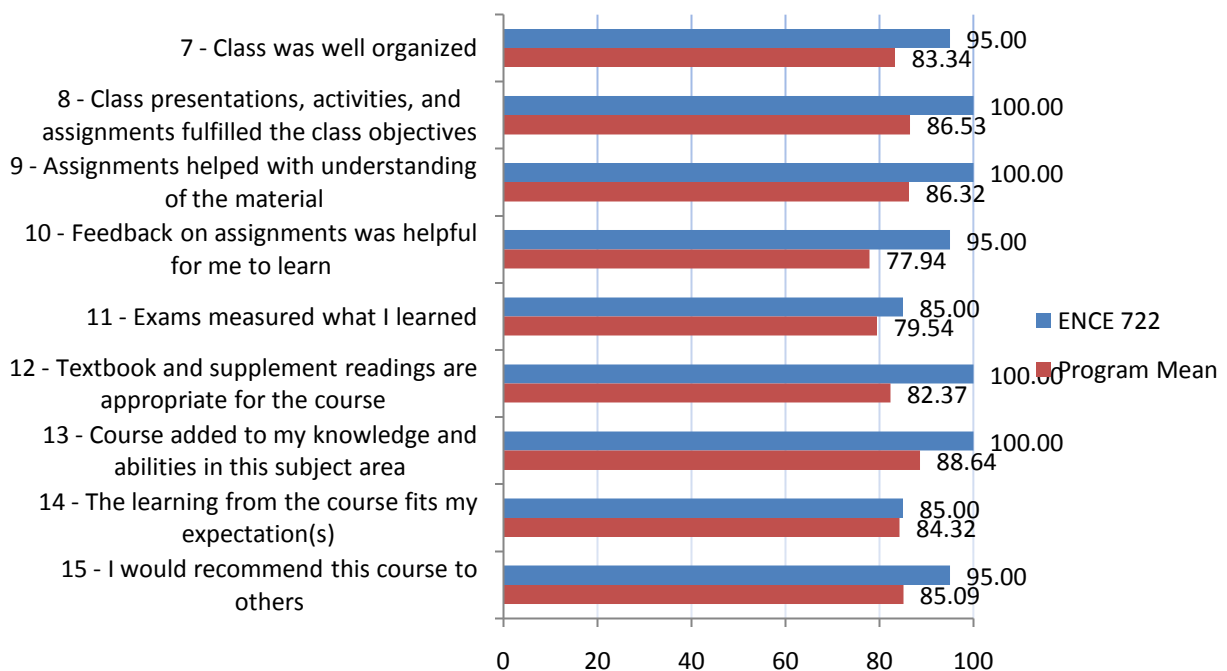
**2.15 ENCE 722 – S. Gabriel**

Course	Response rate	(Class + Instructor) Mean	Student Mean	Class Mean	Instructor Mean
ENCE 722	33.33%	96.76	91.67	95.00	98.75

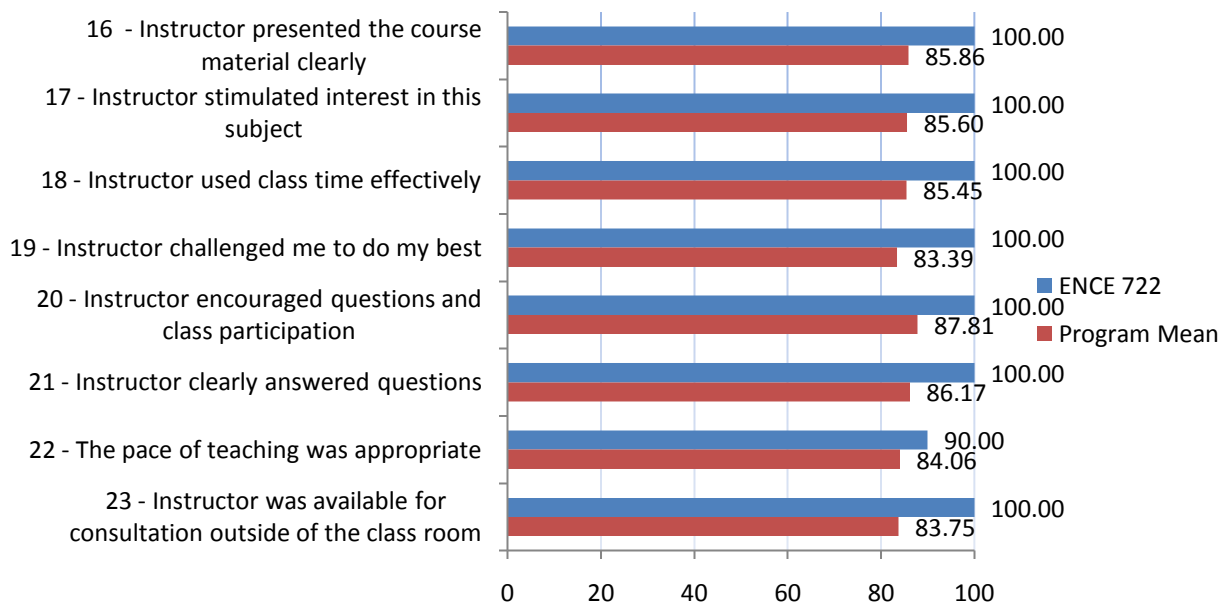
**ENCE 722 Student Information**



**ENCE 722 Class Information**



## ENCE 722 Instructor Information



## Other Comments

### What did students like most about the course?

- This course mixed theory and application. The topic and covered materials were very interesting.
- The techniques learned in this course can solve crucial problems.

### What did students like least about the course?

- The workload was heavy.
- The textbook was very expensive and couldn't be found in the library.

### What additional constructive feedback did students offer?

- Provide additional numerical examples in class.