



PROJECT MANAGEMENT CENTER FOR EXCELLENCE

A.J. CLARK SCHOOL OF ENGINEERING
Civil & Environmental Engineering Department

Course Evaluation Report

2009 Spring

Table of Contents

1.Overview	3
1.1 Response Rate.....	3
1.2 Mean Score by Course (Class + Instructor).....	3
1.3 Mean Score by Course (Student + Class + Instructor)	4
2.Course Analysis	5
2.1 ENCE 320	5
2.2 ENCE 421	7
2.3 ENCE 422	9
2.4 ENCE 423	11
2.5 ENCE 424	13
2.6 ENCE 600.....	15
2.7 ENCE 603	17
2.8 ENCE 607	19
2.9 ENCE 624.....	21
2.10 ENCE 625	23
2.11.ENCE 627	25
2.12 ENCE 662.....	27
2.13 ENCE 664.....	29
2.14 ENCE 665.....	31
2.15 ENCE 667.....	33

1. Overview:

1.1 Response Rate

Course	No. of Response	No of Seats (Online + On Campus)	Response rate
ENCE 320 – Smith/ Cable/ Golden	66	101	65.35%
ENCE 421 – M. Skibniewski	36	41	87.80%
ENCE 422 – Q. Cui	35	37	94.59%
ENCE 423 – K. O’Connell	25	45	55.56%
ENCE 424 – S. Gabriel	23	37	62.16%
ENCE 600 – S. Ghosh	7	13	53.85%
ENCE 603 – S. Gabriel	12	18	66.67%
ENCE 607 – S. Shapiro	11	22	50.00%
ENCE 624 – J. Cable	10	11	90.91%
ENCE 625 – N. Schulman	25	42	59.52%
ENCE 627 – G. Baecher	3	33	9.09%
ENCE 662 – J. Cable	30	36	83.33%
ENCE 664 – M. Groff	22	35	62.86%
ENCE 665 – J. Davis	27	37	72.97%
ENCE 667 – G. Baecher	24	38	63.16%
Grand Total	356	546	65.20%

1.2 Mean Score by Course (Class + Instructor evaluation) on a 100-point scale

Course	Response rate	(Class + Instructor) Mean	Standard Deviation	95% Confident Interval
ENCE 320	65.35%	85.04	8.58	(82.93, 87.16)
ENCE 421	87.80%	80.05	9.88	(76.68, 83.41)
ENCE 422	94.59%	80.88	10.00	(77.43, 84.33)
ENCE 423	55.56%	85.88	19.35	(77.91, 93.86)
ENCE 424	62.16%	75.60	13.52	(69.77, 81.43)
ENCE 600	53.85%	77.31	9.62	(68.71, 85.91)
ENCE 603	66.67%	84.02	12.37	(76.24, 91.80)
ENCE 607	50.00%	90.70	7.58	(85.67, 95.72)
ENCE 624	90.91%	86.47	6.18	(82.12, 90.83)
ENCE 625	59.52%	87.15	8.94	(83.47, 90.84)
ENCE 627	9.09%	94.51	3.40	(88.27, 100.00)
ENCE 662	83.33%	82.55	12.60	(77.85, 87.24)
ENCE 664	62.86%	90.32	8.58	(86.53, 94.12)
ENCE 665	72.97%	89.44	9.72	(85.60, 93.27)
ENCE 667	63.16%	85.49	10.03	(81.26, 89.72)
Grand Total	65.20%	84.31	11.45	(72.87, 95.76)

1.3 Mean Score by Course (Student, Class & Instructor evaluation) on a 100-point scale

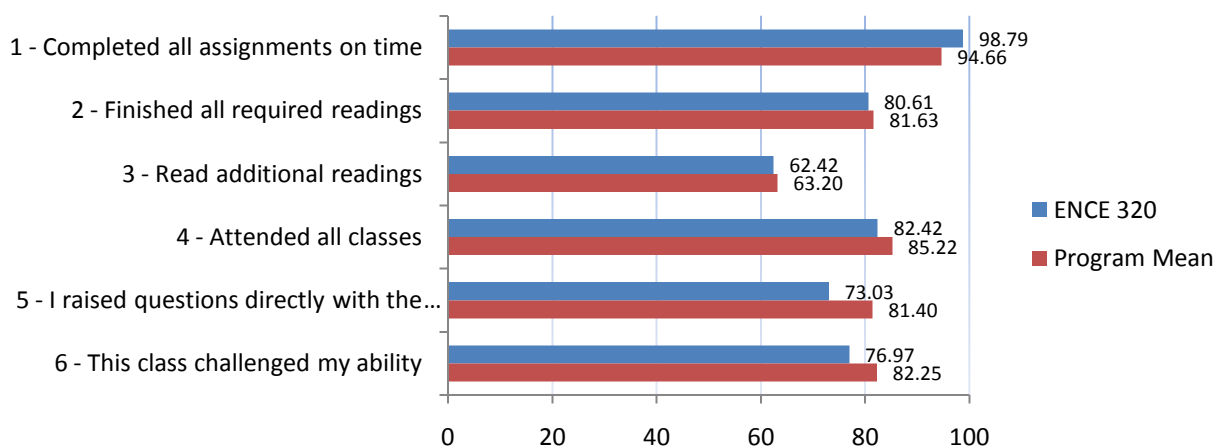
Course	Response Rate	(Class + Instructor) Mean	Student Mean	Class Mean	Instructor Mean
ENCE 320	65.35%	85.04	79.04	85.02	84.17
ENCE 421	87.80%	80.05	78.89	79.51	80.56
ENCE 422	94.59%	80.88	78.76	81.74	77.29
ENCE 423	55.56%	85.88	82.80	86.04	85.70
ENCE 424	62.16%	75.60	80.14	71.79	79.89
ENCE 600	53.85%	77.31	81.90	77.14	77.50
ENCE 603	66.67%	84.02	83.33	84.26	83.75
ENCE 607	50.00%	90.70	84.85	88.69	83.86
ENCE 624	90.91%	86.47	79.67	87.56	85.25
ENCE 625	59.52%	87.15	83.20	87.29	87.00
ENCE 627	9.09%	94.51	87.78	96.30	92.50
ENCE 662	83.33%	82.55	81.00	81.85	83.33
ENCE 664	62.86%	90.32	84.85	90.91	89.66
ENCE 665	72.97%	89.44	86.17	88.89	90.05
ENCE 667	63.16%	85.49	82.50	84.81	86.25
Grand Total	65.20%	84.31	81.40	83.99	83.96

2. Course Analysis:

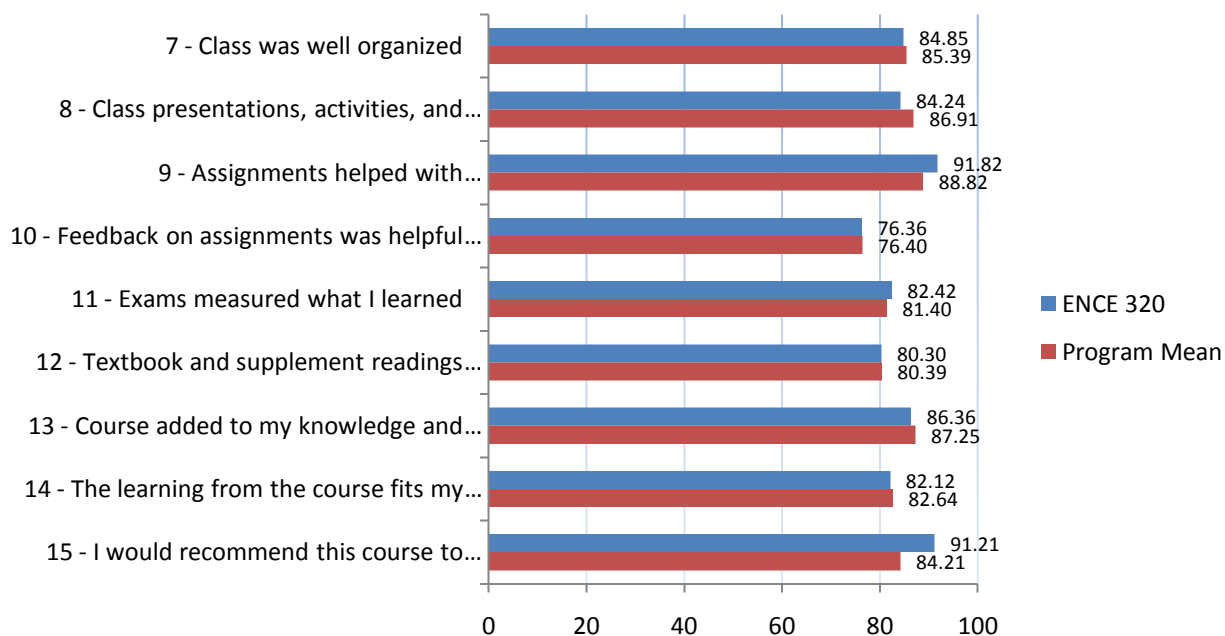
2.1 ENCE 320 – Smith/ Cable/ Golden

Course	Response rate	(Class + Instructor) Mean	Student Mean	Class Mean	Instructor Mean
ENCE 320	65.35%	85.04	79.04	85.02	84.17

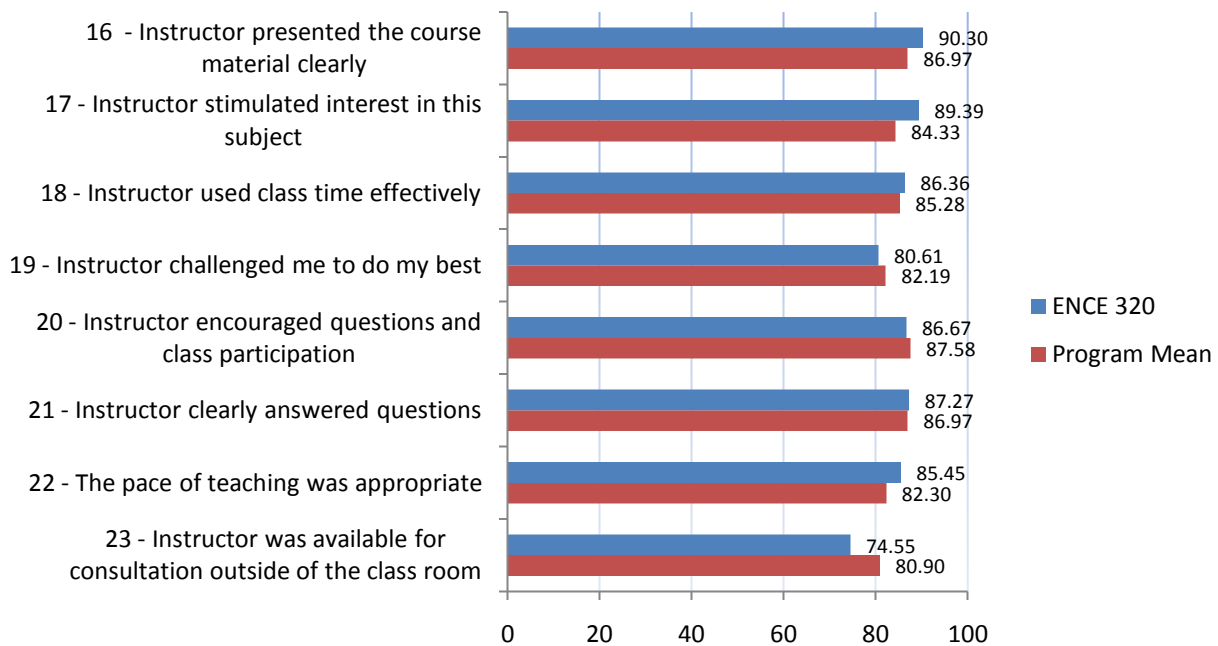
ENCE 320 Student Information



ENCE 320 Class Information



ENCE 320 Instructor Information



Other Comments

What did students like most about the course?

- The movies and videos were an effective teaching tool to learn project management skills.
- The case studies and real life experience were very helpful for students to learn project management.
- The instructor successfully created a relaxing learning environment, which helped students to learn better.

What did students like least about the course?

- The class time was late.
- The class duration was too long.
- The textbook was boring and expensive.
- The assigned readings were not very helpful to the learning.

What additional constructive feedback did students offer?

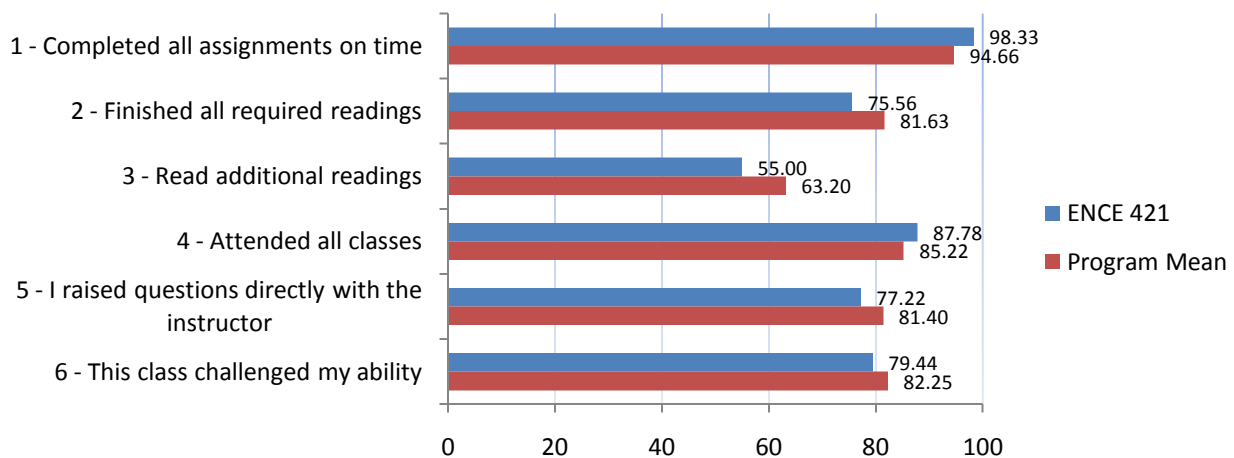
- Make a stronger connection between movies and class material.
- Do more case studies and go through more historical projects in details.

2. Course Analysis:

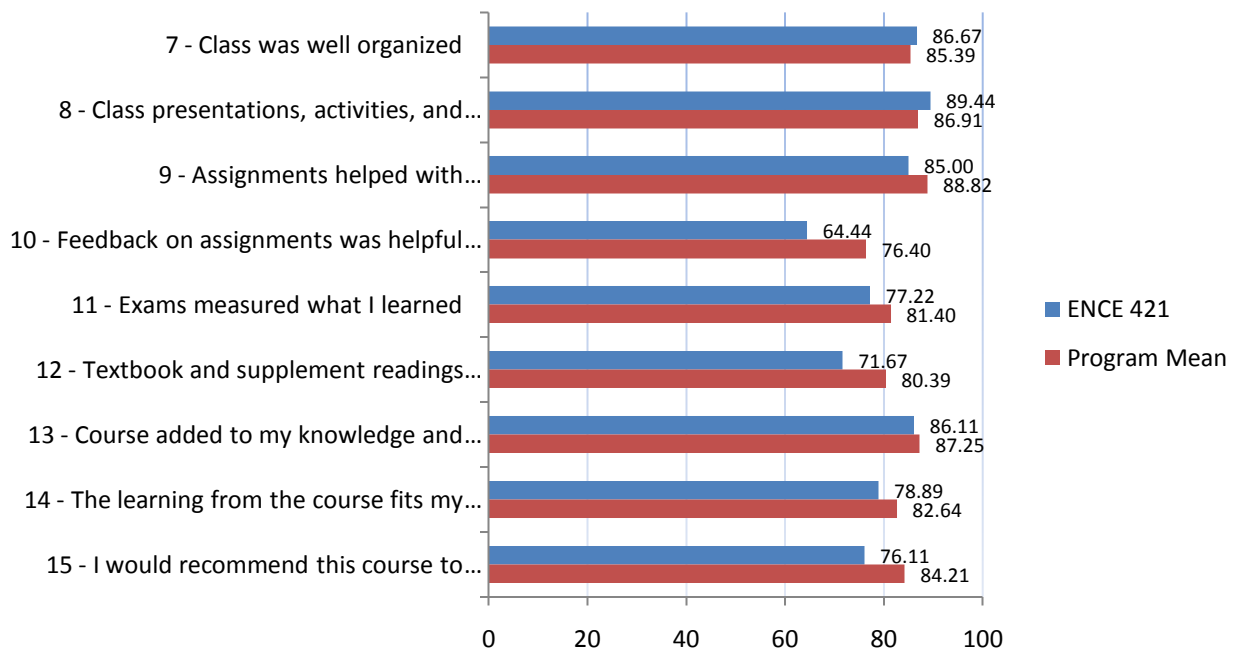
2.2 ENCE 421 – M. Skibniewski

Course	Response rate	(Class + Instructor) Mean	Student Mean	Class Mean	Instructor Mean
ENCE 421	87.80%	80.05	78.89	79.51	80.56

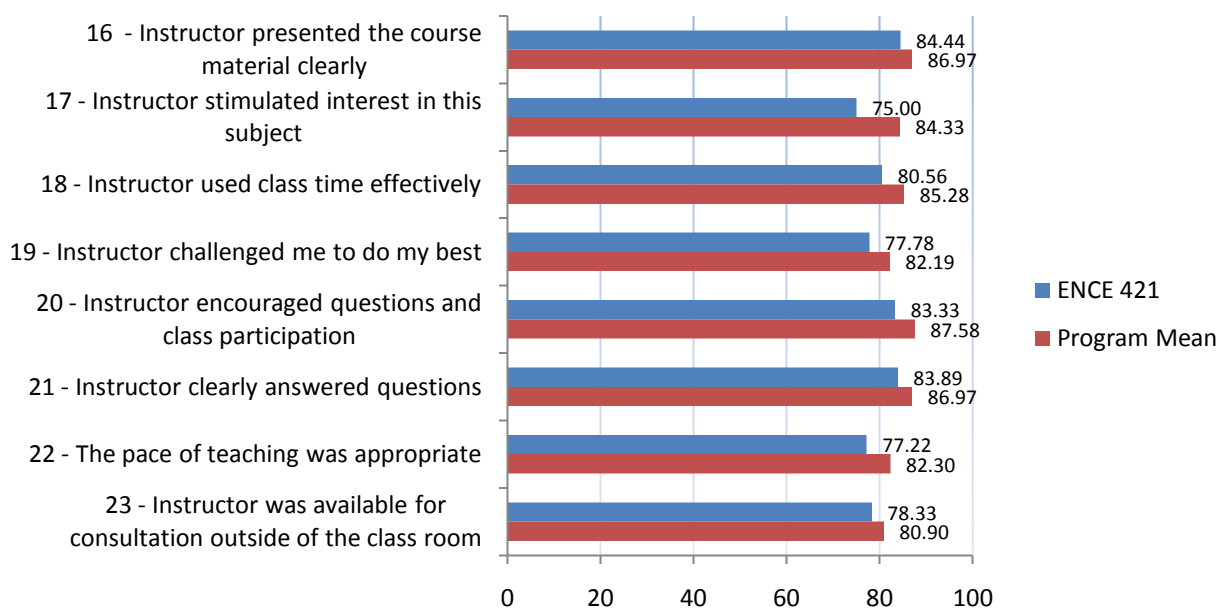
ENCE 421 Student Information



ENCE 421 Class Information



ENCE 421 Instructor Information



Other Comments

What did students like most about the course?

- The court case presentations and the court room visit.
- The flexibility of choosing the topic and subject matter of students' team papers.
- The presentation from the guest speakers.

What did students like least about the course?

- The reading materials were boring.
- The term paper was too long.
- The class time was too long.

What additional constructive feedback did students offer?

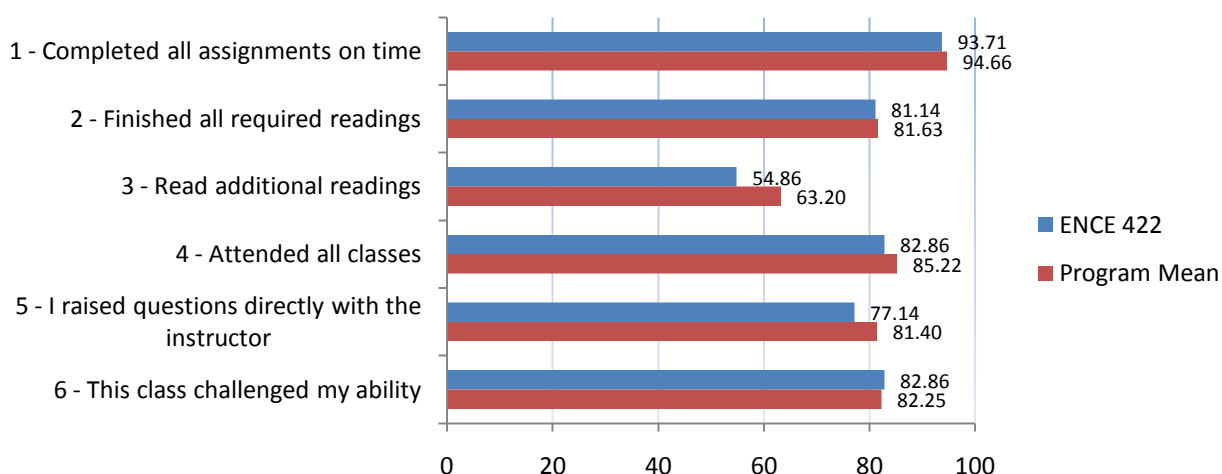
- Replacing lecture class with class debates.
- Doing case studies would be more valuable to students.
- Assigning homework questions to students for the reading materials so that students can keep up with the reading assignments.

2. Course Analysis:

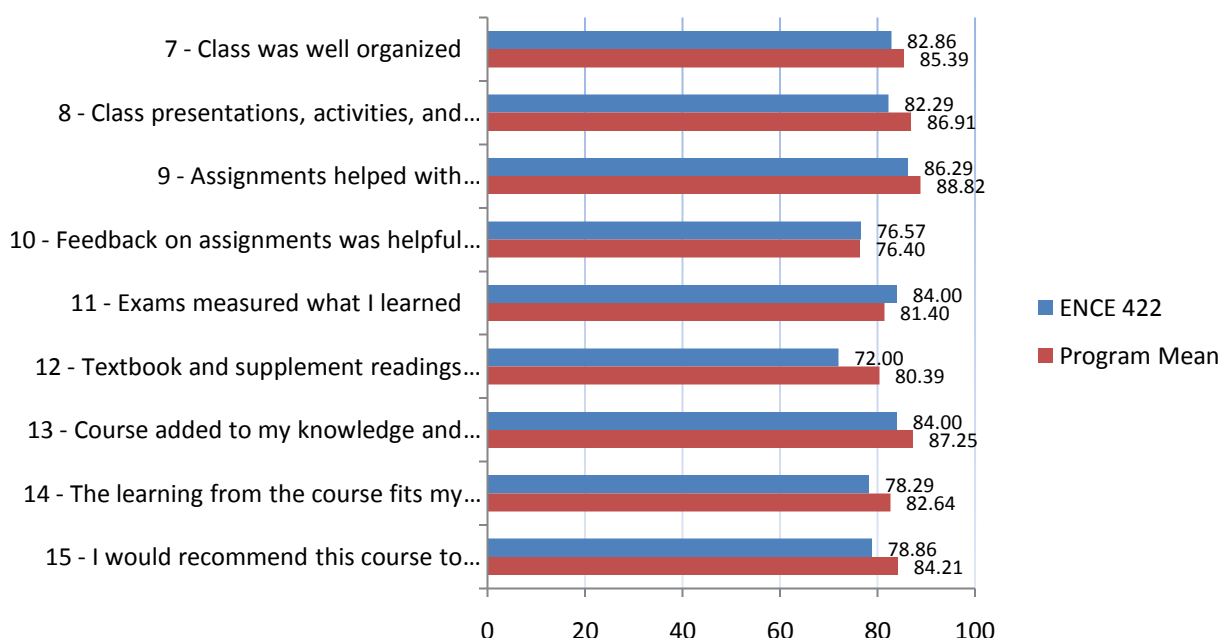
2.3 ENCE 422 – Q. Cui

Course	Response rate	(Class + Instructor) Mean	Student Mean	Class Mean	Instructor Mean
ENCE 422	94.59%	80.88	78.76	81.74	77.29

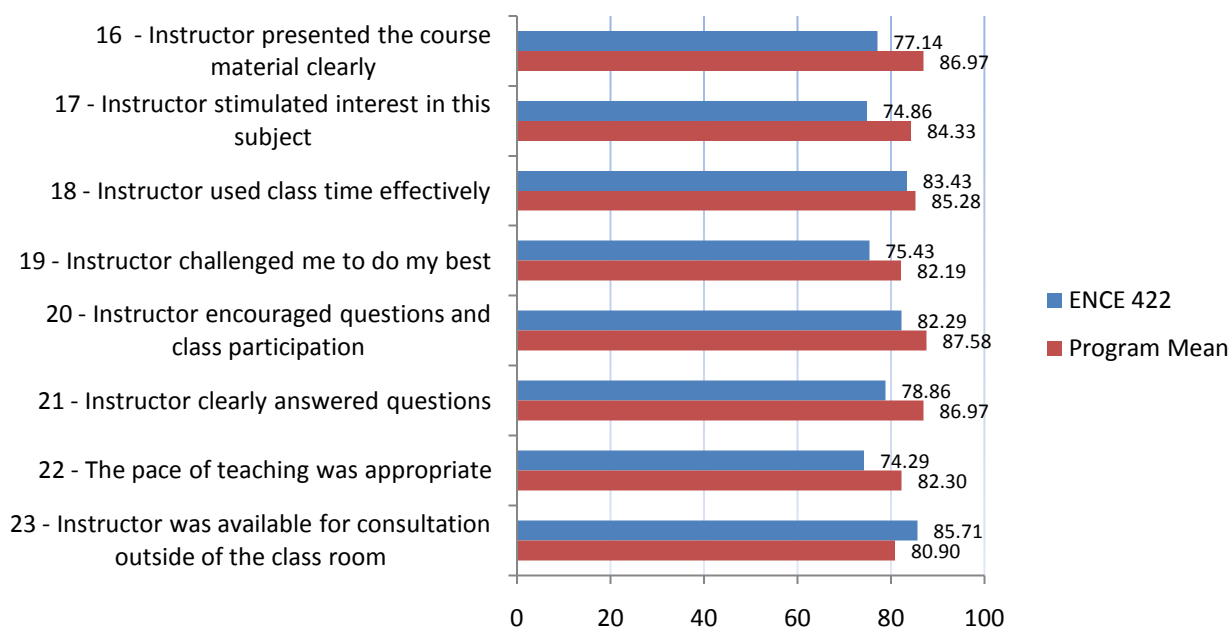
ENCE 422 Student Information



ENCE 422 Class Information



ENCE 422 Instructor Information



Other Comments

What did students like most about the course?

- The homework and practice tests were very good preparation for the tests.
- The real world examples from the instructor were useful for students' learning.
- The economic portion of the course was interesting.
- The structure of the class was good. The instructor split the course into economic and accounting portion.

What did students like least about the course?

- The second half of the course (accounting) was too fast and difficult to follow.
- The class was too long.
- No textbook for the course.
- The workload of homework was too heavy.

What additional constructive feedback did students offer?

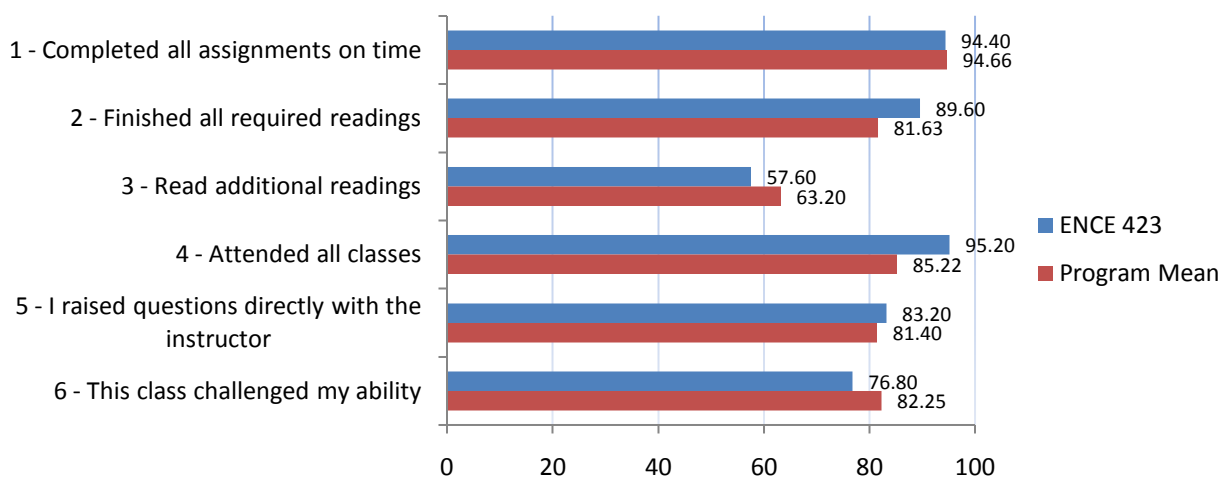
- Make the class into twice per week.
- Complete more in class examples, and have people complete the problems on the board.
- Try to use a textbook for the accounting part.

2. Course Analysis:

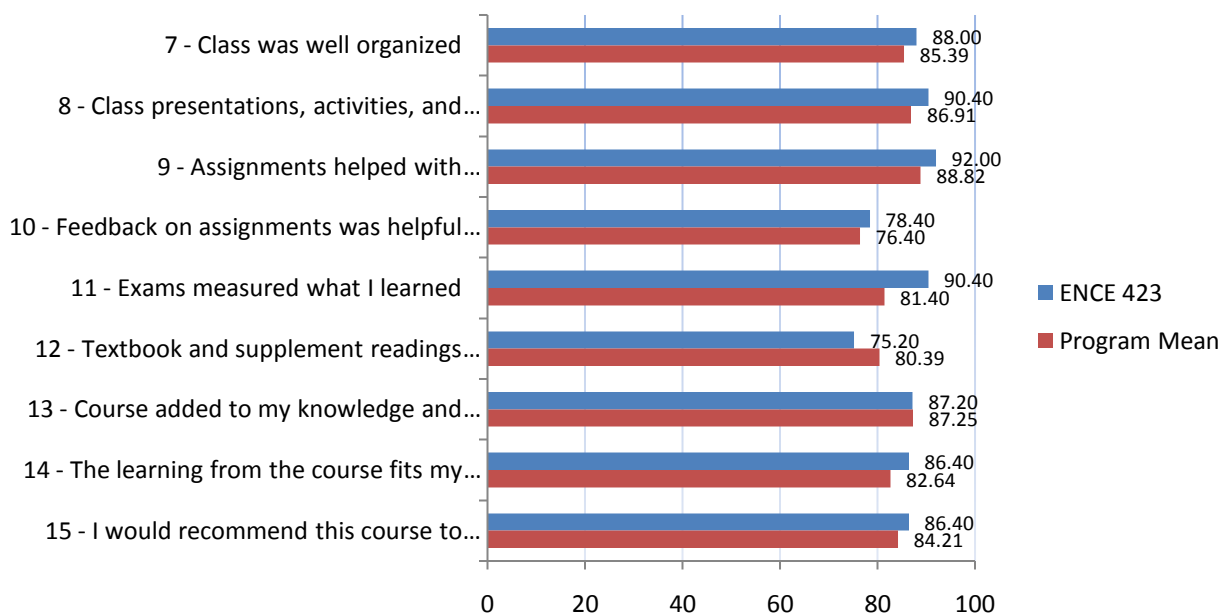
2.4 ENCE 423 – K. O’ Connell

Course	Response rate	(Class + Instructor) Mean	Student Mean	Class Mean	Instructor Mean
ENCE 423	55.56%	85.88	82.80	86.04	85.70

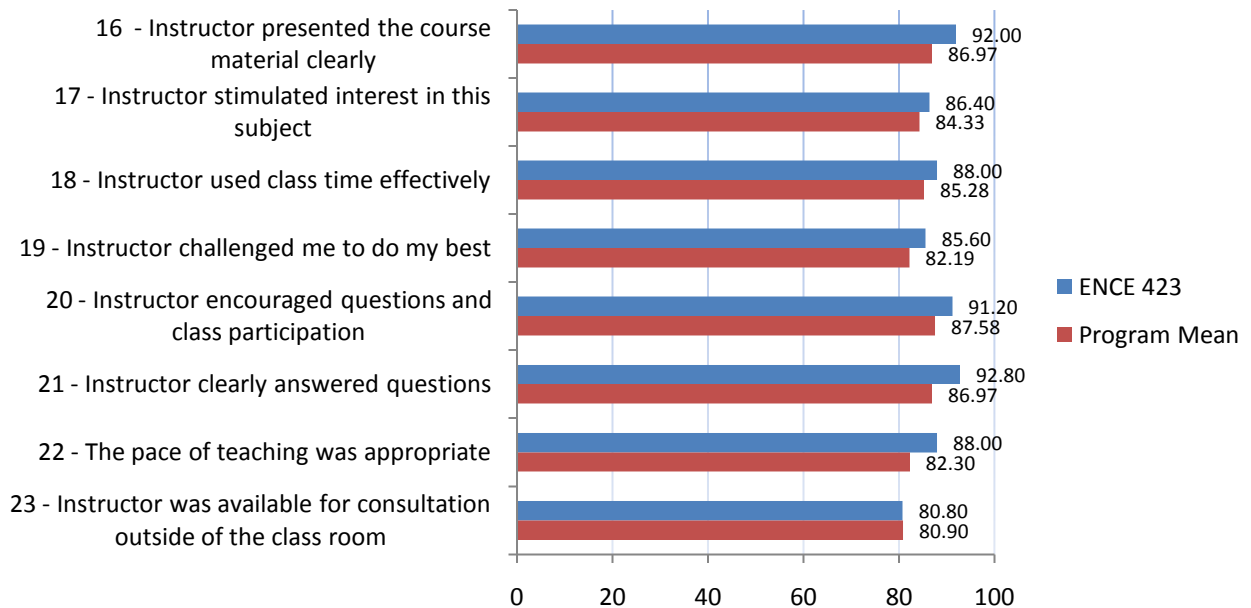
ENCE 423 Student Information



ENCE 423 Class Information



ENCE 423 Instructor Information



Other Comments

What did students like most about the course?

- The students could learn how to use Primavera because it is an important tool used in real-world scheduling.
- The project incorporated the material learning in class and the application of Primavera.

What did students like least about the course?

- The textbook was only used in the first few lectures.
- The class was too late.

What additional constructive feedback did students offer?

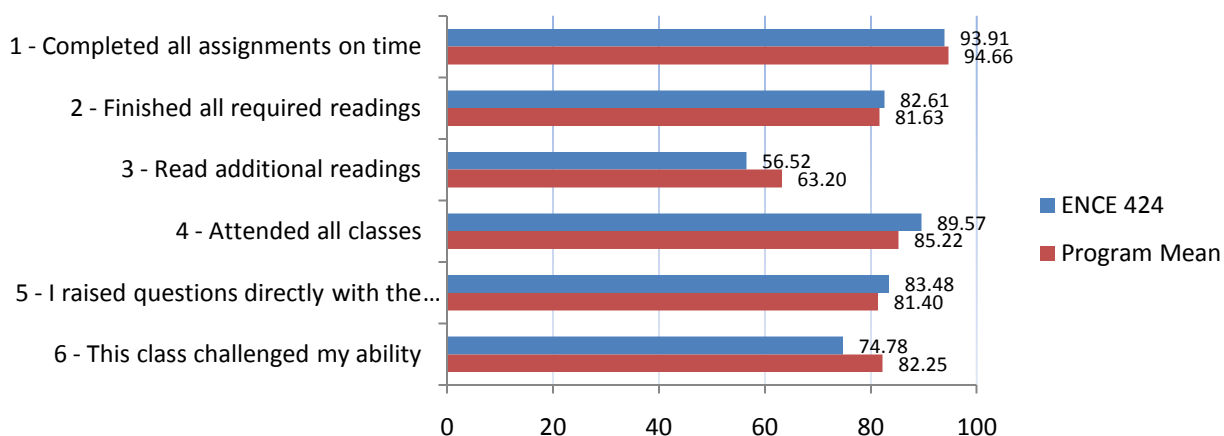
- Make handouts for the Primavera lectures.

2. Course Analysis:

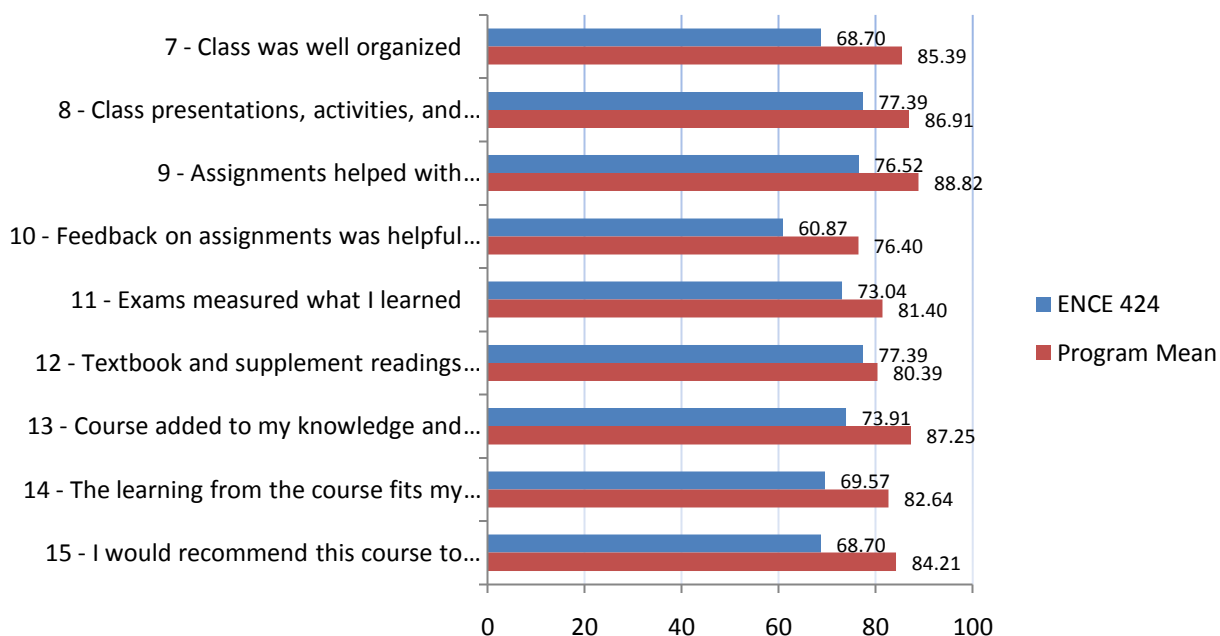
2.5 ENCE 424 – S. Gabriel

Course	Response rate	(Class + Instructor) Mean	Student Mean	Class Mean	Instructor Mean
ENCE 424	62.16%	75.60	80.14	71.79	79.89

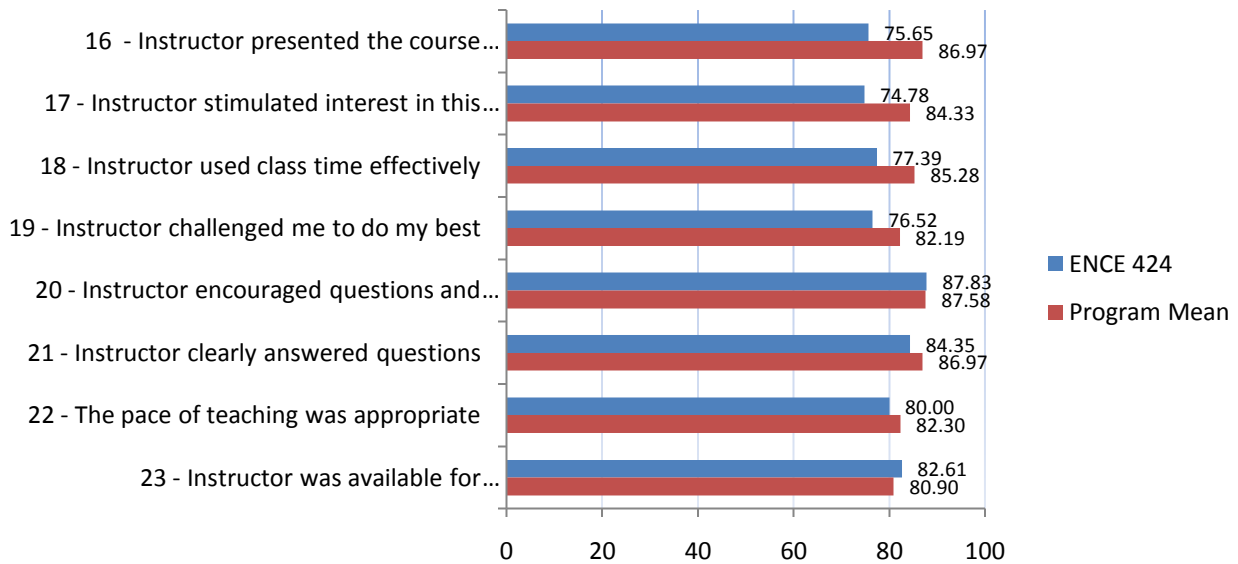
ENCE 424 Student Information



ENCE 424 Class Information



ENCE 424 Instructor Information



Other Comments

What did students like most about the course?

- Learned good business writing and speaking techniques.
- Worked with team and did presentations.
- The class was very interactive.

What did students like least about the course?

- Too many homework and group projects.
- The course was more about policy making than project management communication.
- T.A. could not explain clearly why students received the grade and the grading process was very long. As a result, students were unable to get enough feedback for improvement.
- Too many readings focusing on the same topic.
- Since every assignment related to energy, it was a bit unfair to the people who did not know much about it.

What additional constructive feedback did students offer?

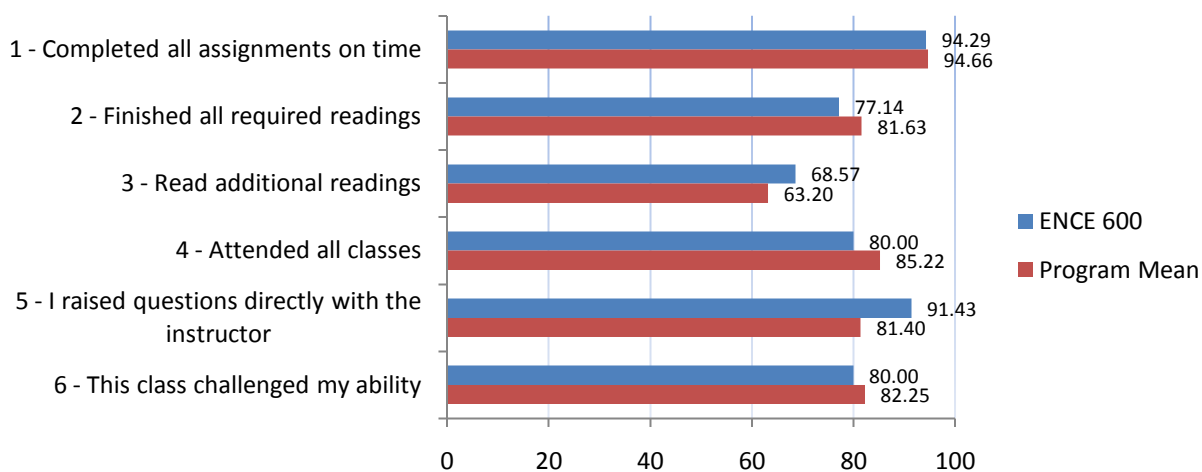
- Provide a concrete syllabus to follow.
- Provide more immediate feedback for presentations and homework.
- Require students to stay throughout the presentations

2. Course Analysis:

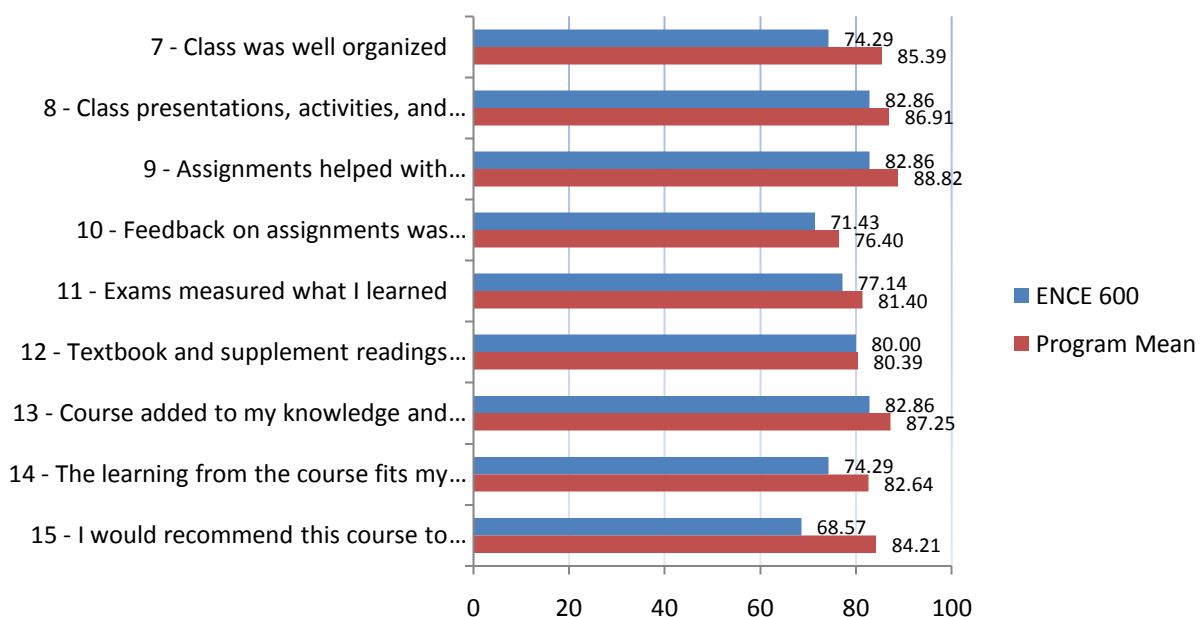
2.6 ENCE 600 – S. Ghosh

Course	Response rate	(Class + Instructor) Mean	Student Mean	Class Mean	Instructor Mean
ENCE 600	53.85%	77.31	81.90	77.14	77.50

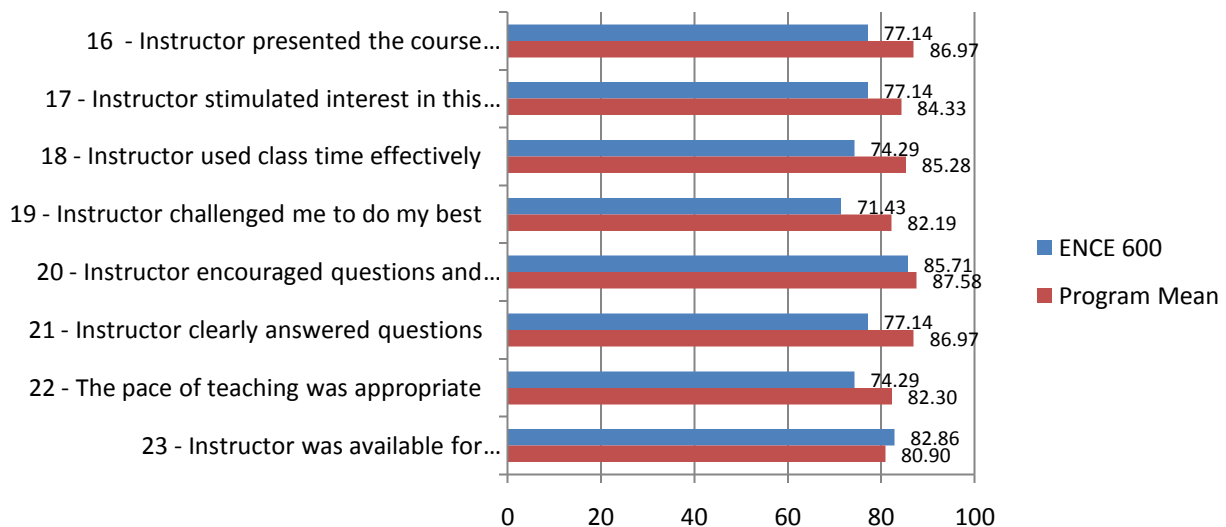
ENCE 600 Student Information



ENCE 600 Class Information



ENCE 600 Instructor Information



Other Comments

What did students like most about the course?

- The class was very interactive with a lot of discussion.

What did students like least about the course?

- The learning objectives and instructor's expectation for the assignments were not clearly identified
- No textbook for the class.
- The class time was not good because it was in early Saturday morning.

What additional constructive feedback did students offer?

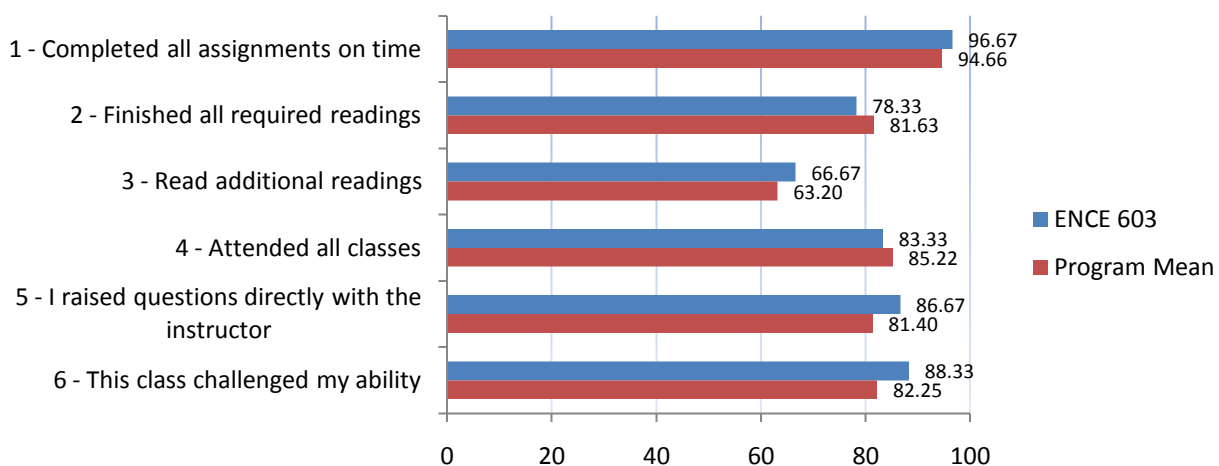
- The case studies can be more focused on international settings.
- The instructor is recommended to cover topics outside of the IT industry.
- Bi-weekly pearl diving can be introduced into the course, which allows students to summarize their take away from class.

2. Course Analysis:

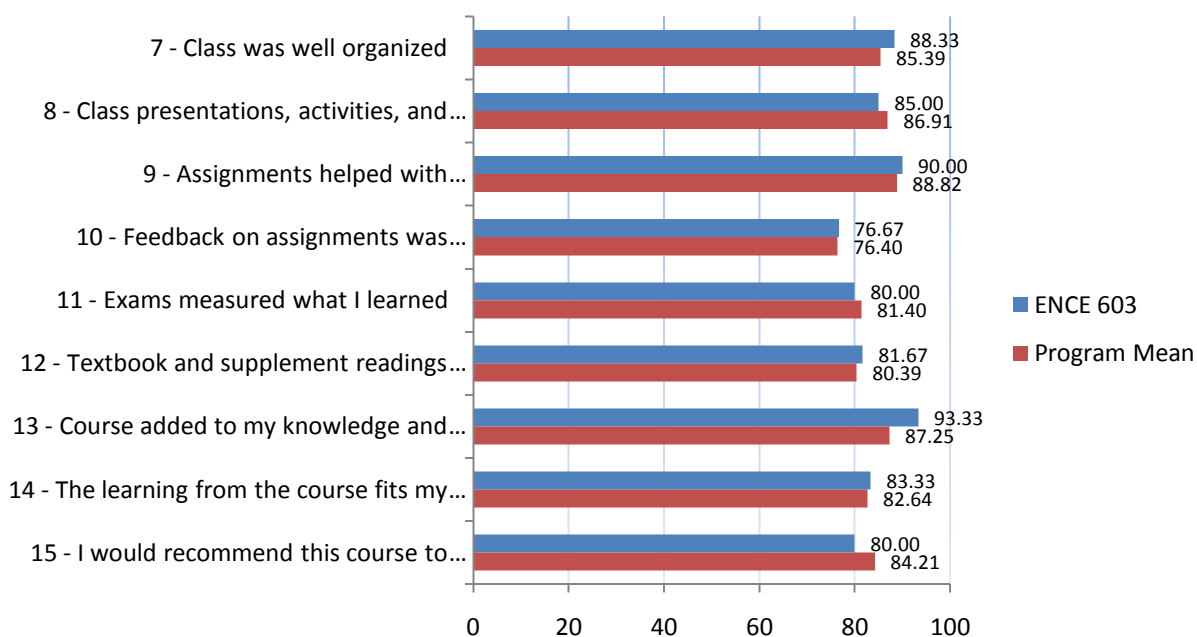
2.7 ENCE 603 – S. Gabriel

Course	Response rate	(Class + Instructor) Mean	Student Mean	Class Mean	Instructor Mean
ENCE 603	66.67%	84.02	83.33	84.26	83.75

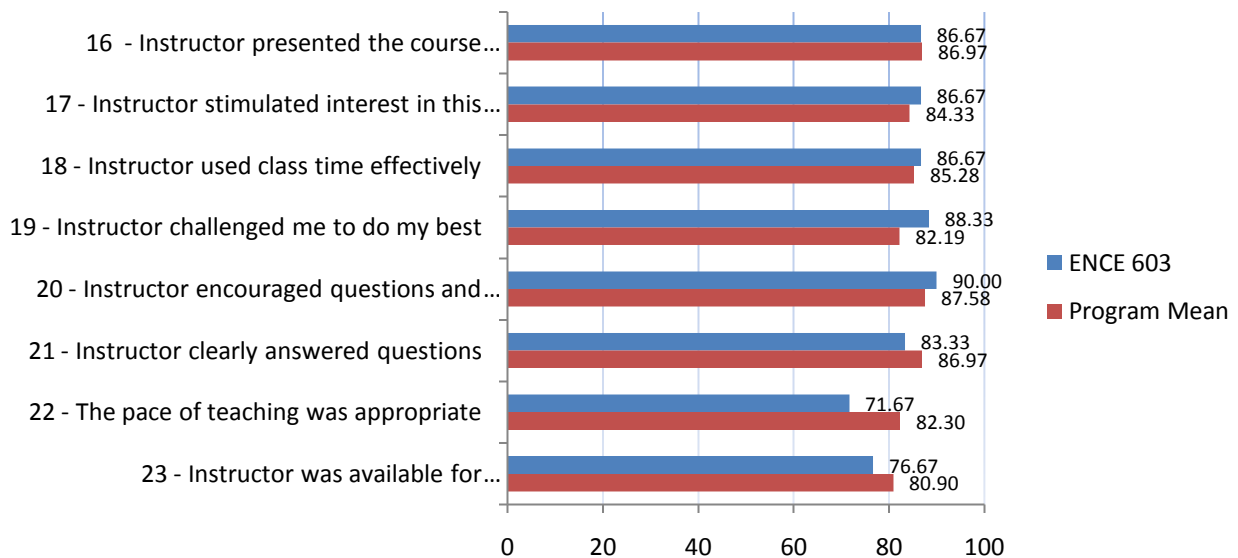
ENCE 603 Student Information



ENCE 603 Class Information



ENCE 603 Instructor Information



Other Comments

What did students like most about the course?

- The course covered a wide range of topics.

What did students like least about the course?

- Too many assignments.
- The covered materials were not deep enough.

What additional constructive feedback did students offer?

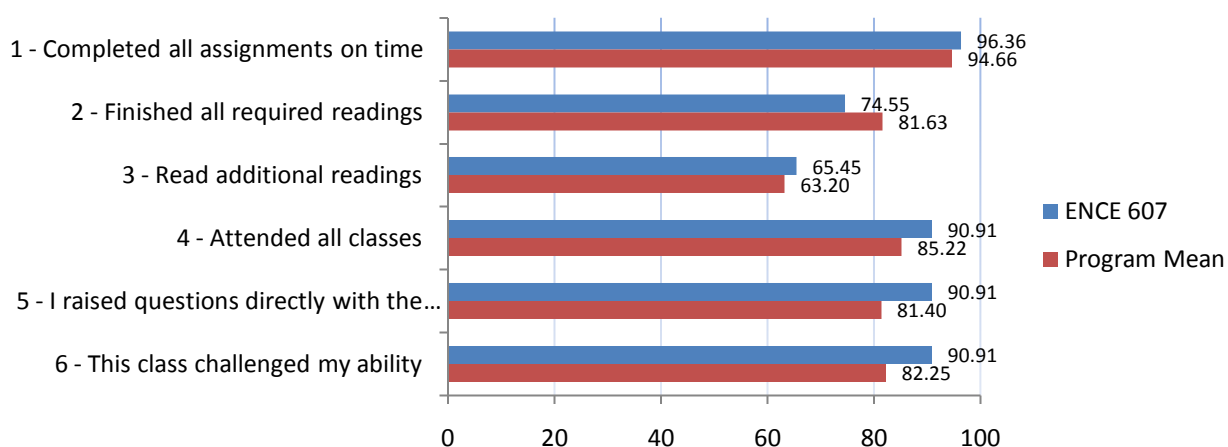
- For online students, they found difficult to hear the questions asked and answered in the recorded classroom. Therefore, it would be helpful if the instructor could repeat the questions and answers.
- It would be better if the topic of the project was assigned by the instructor instead of letting the students find a problem themselves.

2. Course Analysis:

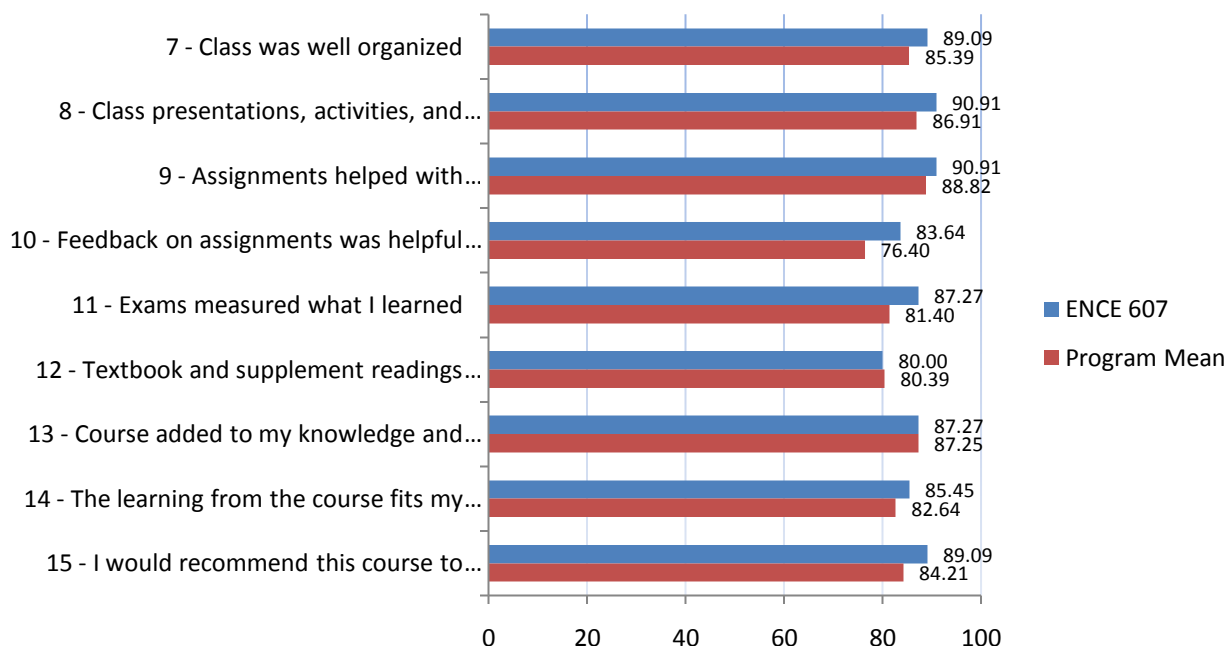
2.8 ENCE 607 – S. Shapiro

Course	Response rate	(Class + Instructor) Mean	Student Mean	Class Mean	Instructor Mean
ENCE 607	50.00%	90.70	84.85	88.69	83.86

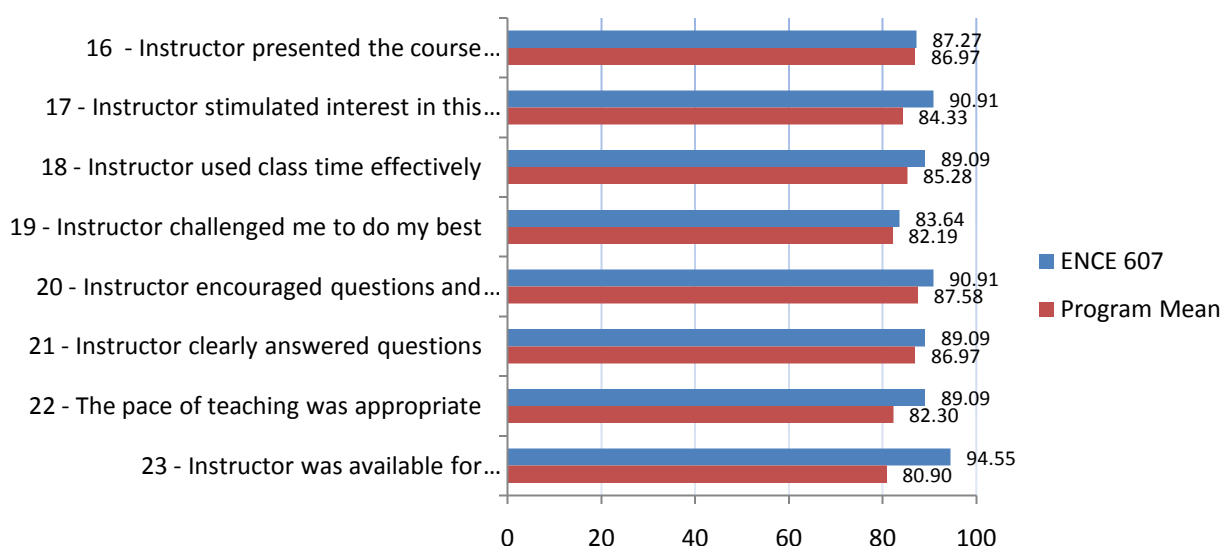
ENCE 607 Student Information



ENCE 607 Class Information



ENCE 607 Instructor Information



Other Comments

What did students like most about the course?

- The instructor was very friendly and he was using very good techniques to encourage students to attend the class and actively participate in the discussion.
- Different guest speakers were invited to each class, which made the class more practical and interesting.

What did students like least about the course?

- Lack of lecture notes.
- The class was too focused on the property development in DC area.
- The mid-term exam was too long.

What additional constructive feedback did students offer?

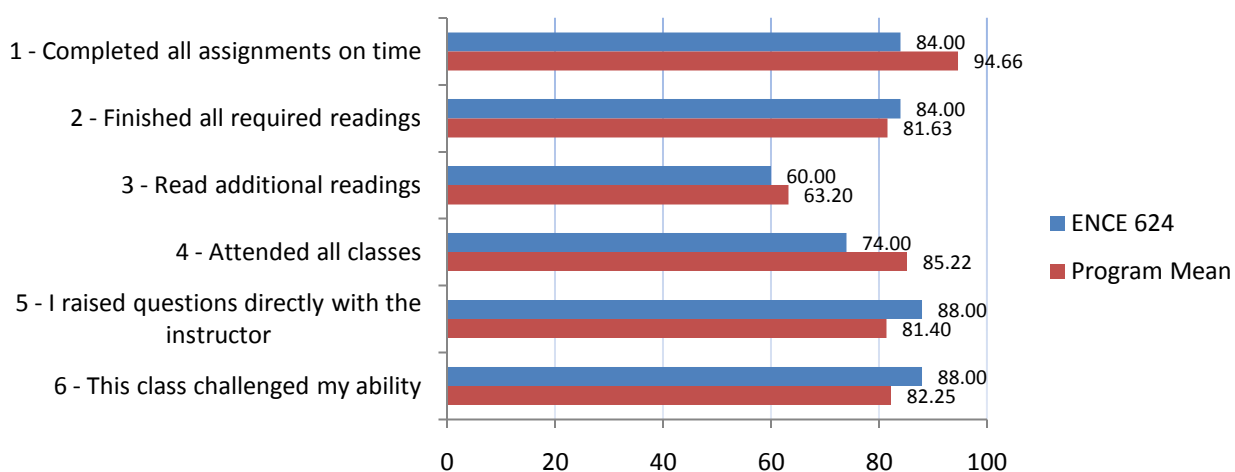
- It would be great if the class can be videotaped.
- Provide a list of presenters with their background information before each class would be useful.

2. Course Analysis:

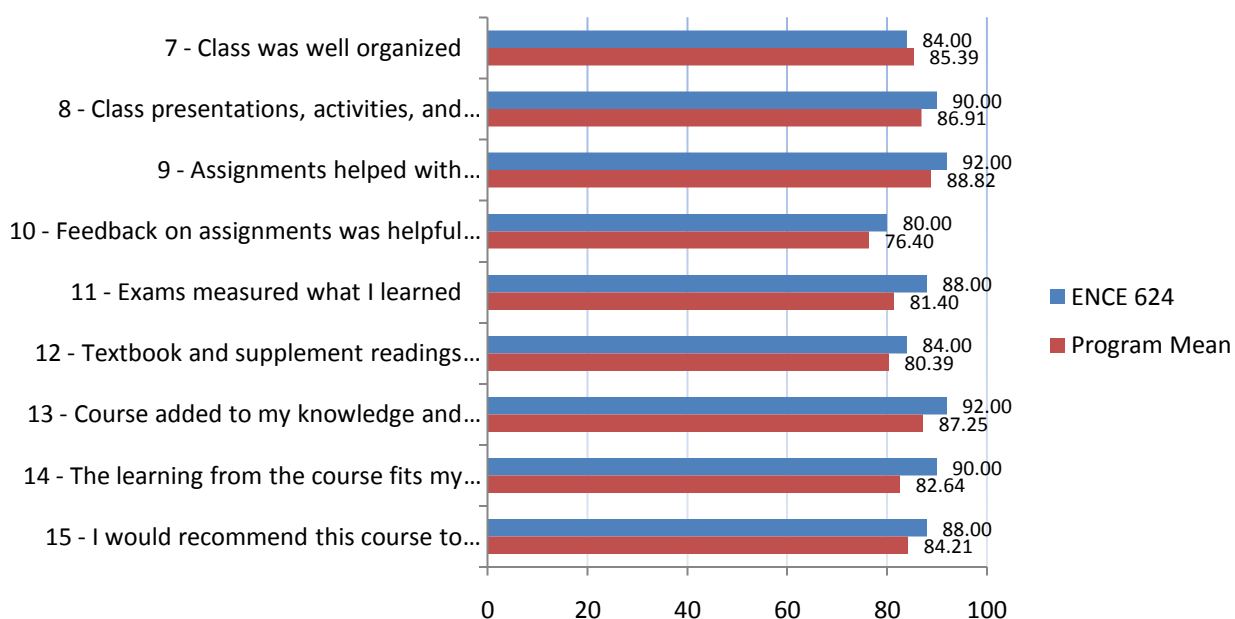
2.9 ENCE 624 – J. Cable

Course	Response rate	(Class + Instructor) Mean	Student Mean	Class Mean	Instructor Mean
ENCE 624	90.91%	86.47	79.67	87.56	85.25

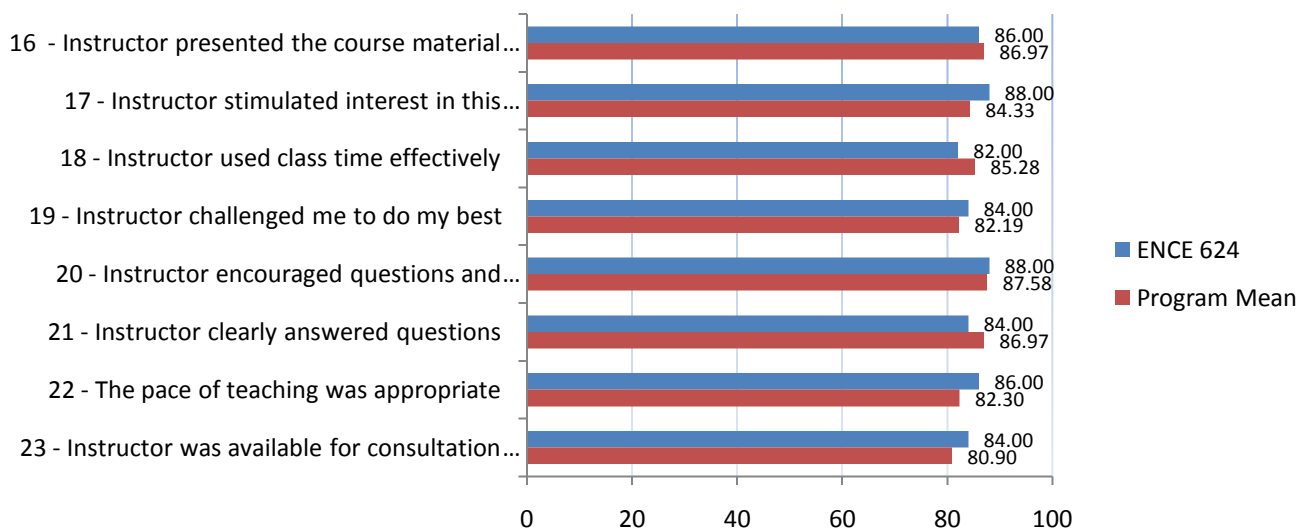
ENCE 624 Student Information



ENCE 624 Class Information



ENCE 624 Instructor Information



Other Comments

What did students like most about the course?

- The connection between pearl diving exercises and final paper.
- The textbook selection for the course was great.
- The content and the discussion format in the weekly call were useful to students.

What did students like least about the course?

- The video conference tool was difficult to configure and was not reliable.

What additional constructive feedback did students offer?

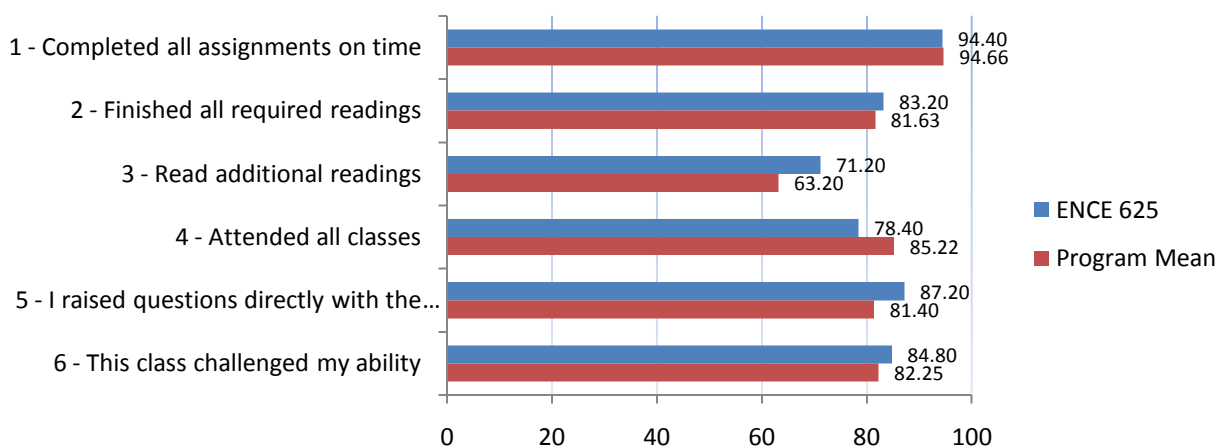
- Have two sessions for the weekly call.
- Introduce the project at the beginning of the class so that students will have more time to work on it.
- Post notes or slides on the critical chain would be useful for students to understand all the concepts presented in the novel.
- State the deadline for each pearl diving on the blackboard.
- Invite guest speaker(s) for the related topic(s).

2. Course Analysis:

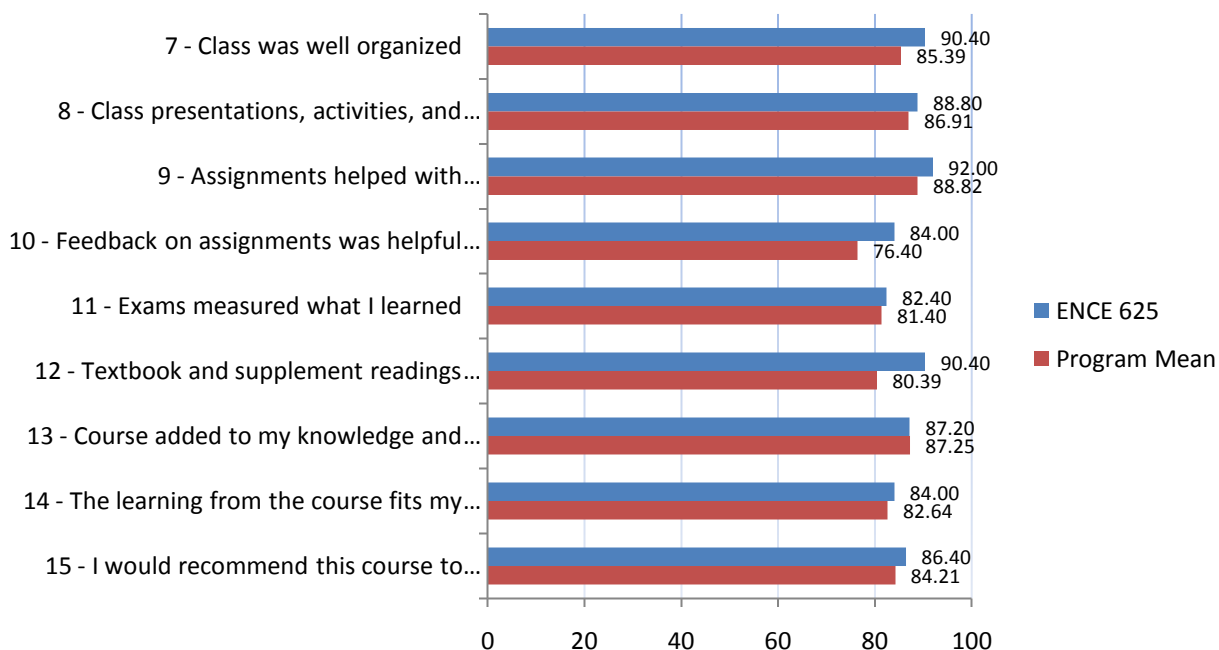
2.10 ENCE 625 – N. Schulman

Course	Response rate	(Class + Instructor) Mean	Student Mean	Class Mean	Instructor Mean
ENCE 625	59.52%	87.15	83.20	87.29	87.00

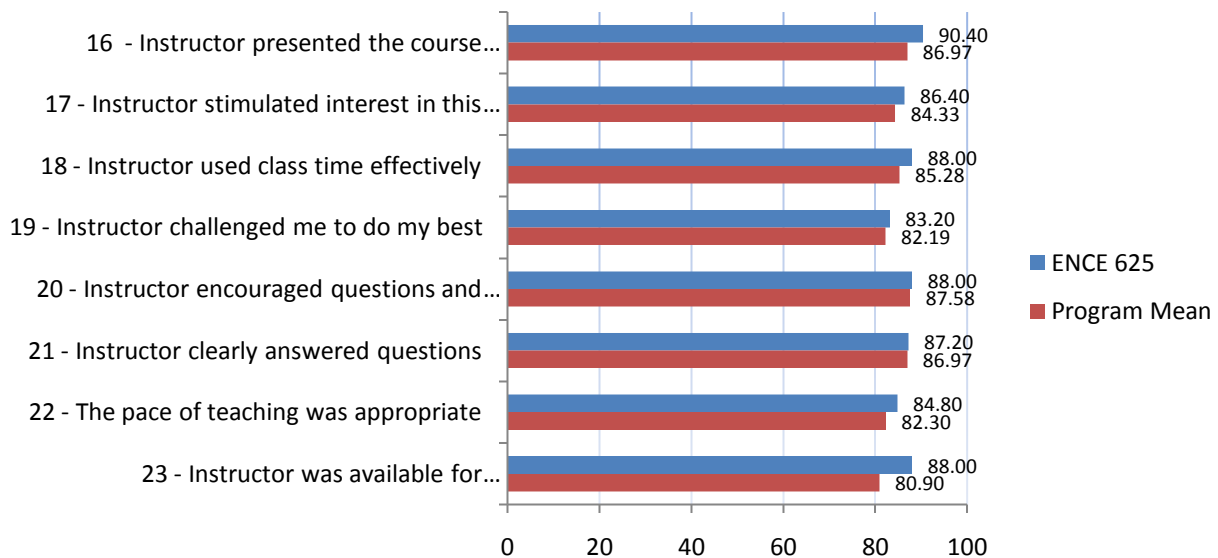
ENCE 625 Student Information



ENCE 625 Class Information



ENCE 625 Instructor Information



Other Comments

What did students like most about the course?

- The real life examples given by the instructors and guest speakers.
- The breadth of subject matters covered.
- The field trip organized by the instructor.
- The course focused on case studies not rigorous homework.

What did students like least about the course?

- Too many case studies.
- Some of the questions on the final were never discussed in class but were in the reading.
- The replication between the powerpoint and textbook content.
- Insufficient feedback on the case studies.

What additional constructive feedback did students offer?

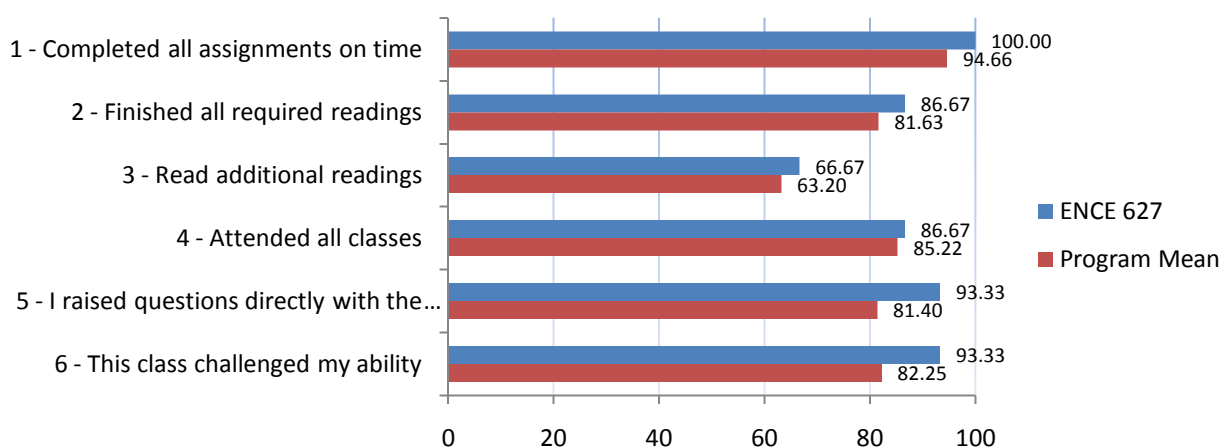
- Provide written and organized guidelines before the case studies were assigned.
- Invite more guest speakers to the class.

2. Course Analysis:

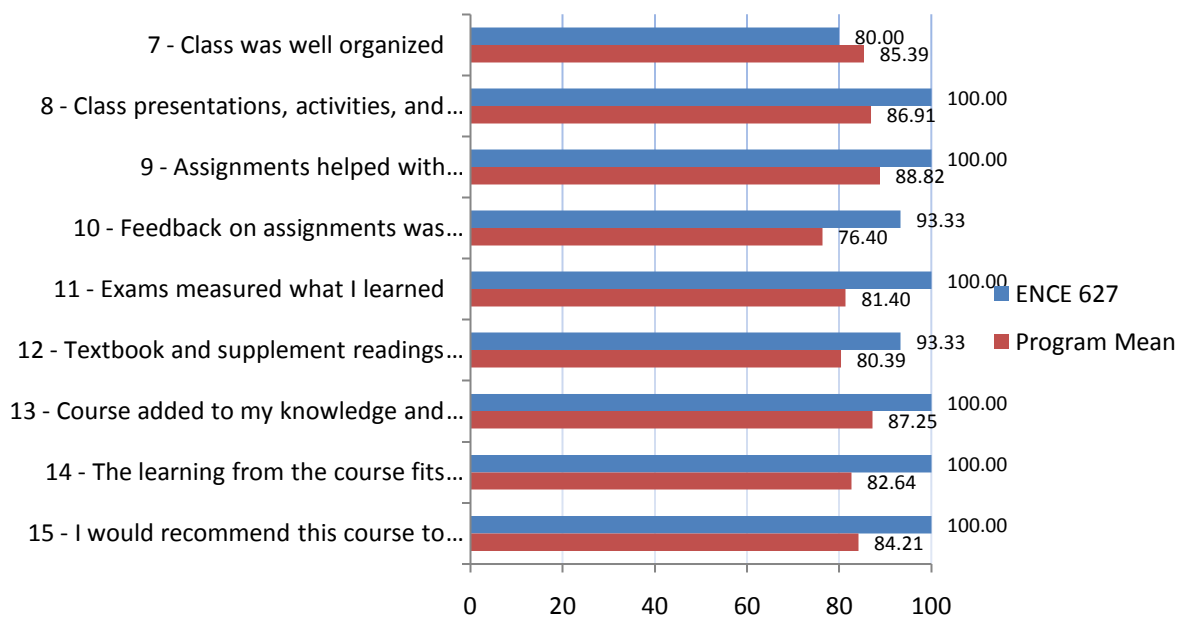
2.11 ENCE 627 – G. Baecher

Course	Response rate	(Class + Instructor) Mean	Student Mean	Class Mean	Instructor Mean
ENCE 627	9.09%	94.51	87.78	96.30	92.50

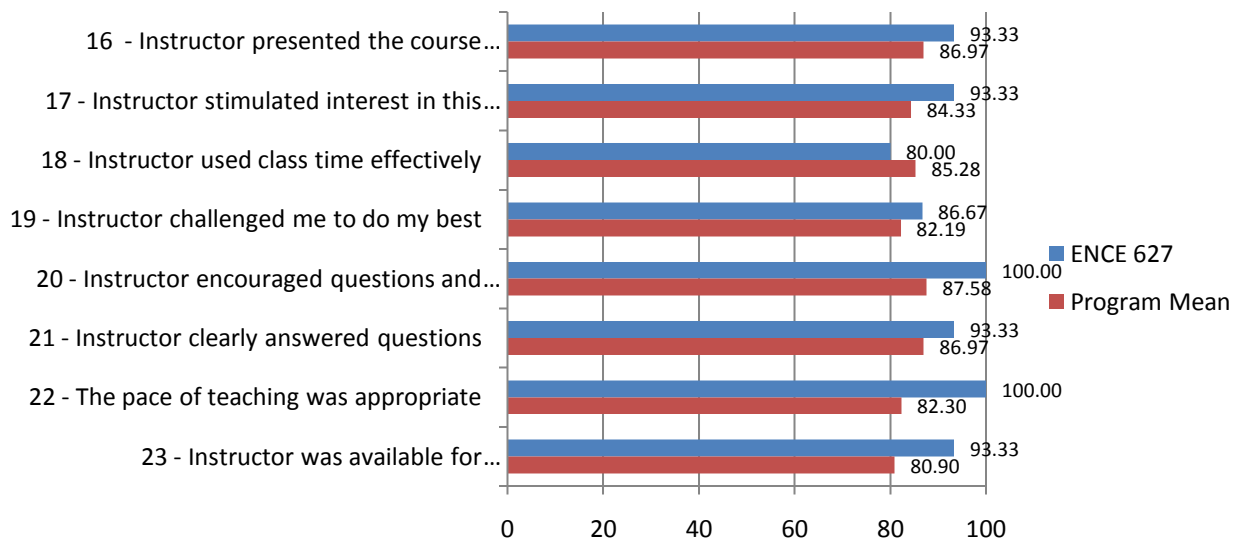
ENCE 627 Student Information



ENCE 627 Class Information



ENCE 627 Instructor Information



Other Comments

What did students like most about the course?

- The use of examples and real life experience by the instructor.

What did students like least about the course?

- It was sometimes difficult to track the provided slides with the lecture.
- No real exposure to the new software.

What additional constructive feedback did students offer?

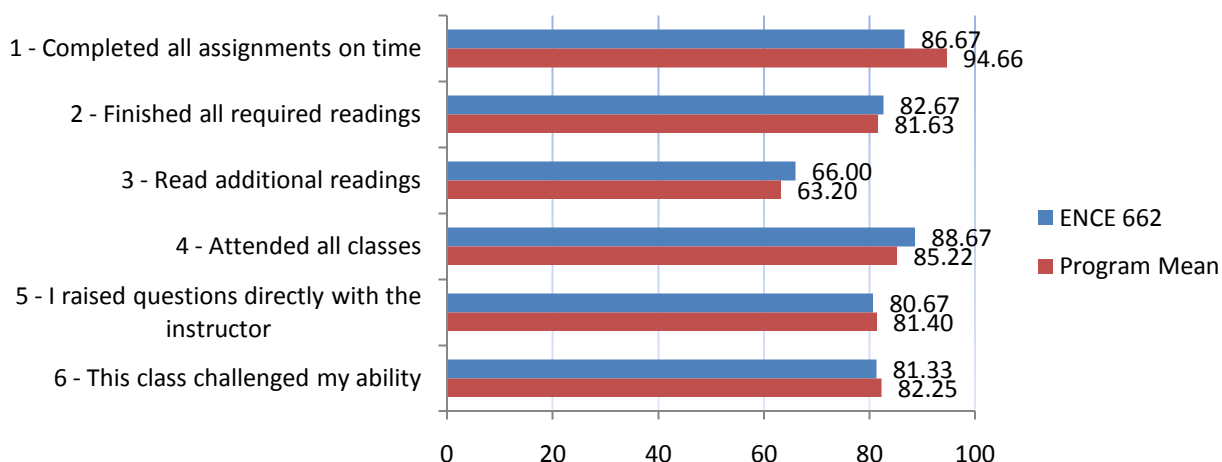
- Require students to purchase the student version of Palisade Decision Tools or any other similar application.

2. Course Analysis:

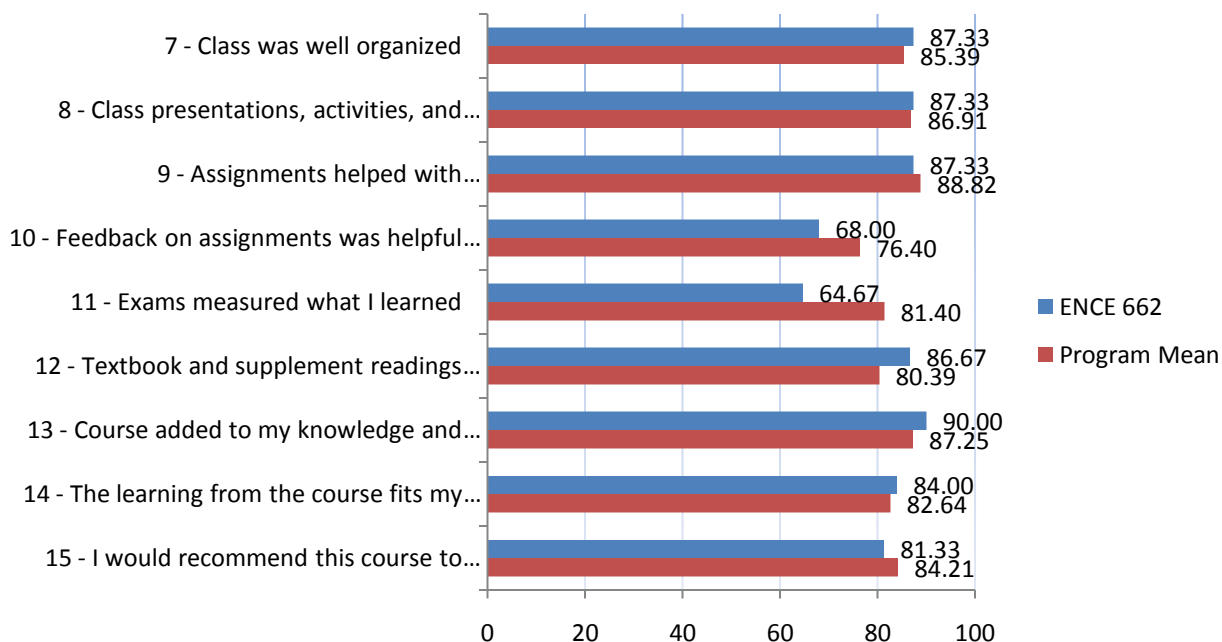
2.12 ENCE 662 – J. Cable

Course	Response rate	(Class + Instructor) Mean	Student Mean	Class Mean	Instructor Mean
ENCE 662	83.33%	82.55	81.00	81.85	83.33

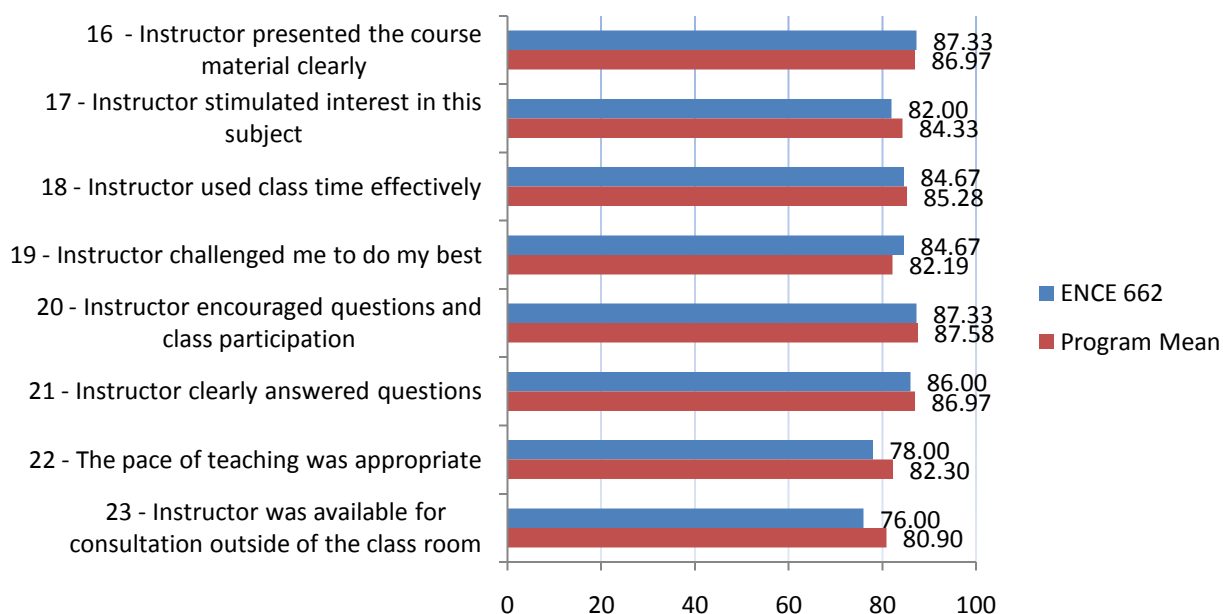
ENCE 662 Student Information



ENCE 662 Class Information



ENCE 662 Instructor Information



Other Comments

What did students like most about the course?

- Provided a board overview on Project Management.
- Pearl diving questions improved students' skill of thinking and writing.
- The material covered in class was very applicable in real life situations.
- The guest lecture on leadership was great.

What did students like least about the course?

- Too many assignments and readings.
- Weekly video conference was a bit too pushy at times.
- Too many questions in both midterm and final exam.
- The class project was not very challenging.
- TA's feedback on homework and pearl diving was not very insightful.

What additional constructive feedback did students offer?

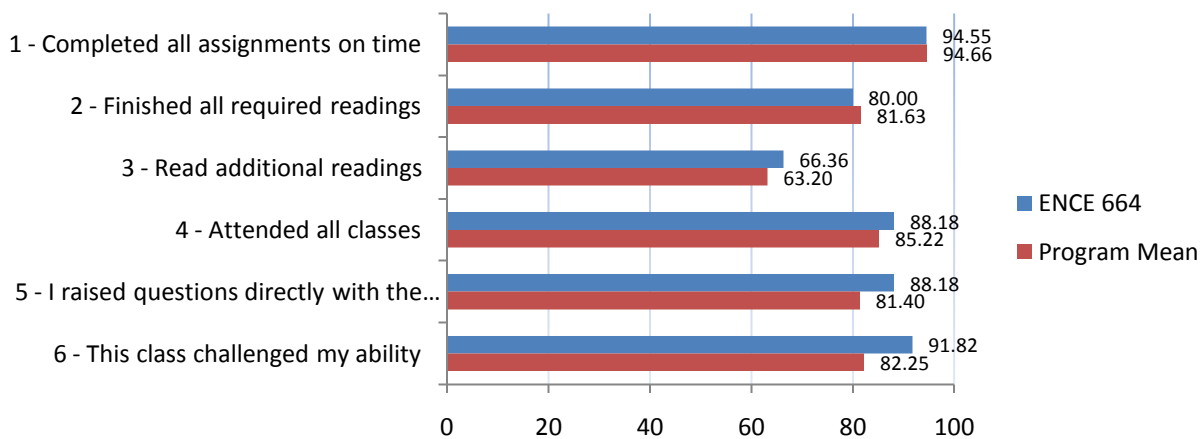
- More interactive group activities during the class.
- Provide more sessions for the video conference.
- Change the exam format by including essay questions.

2. Course Analysis:

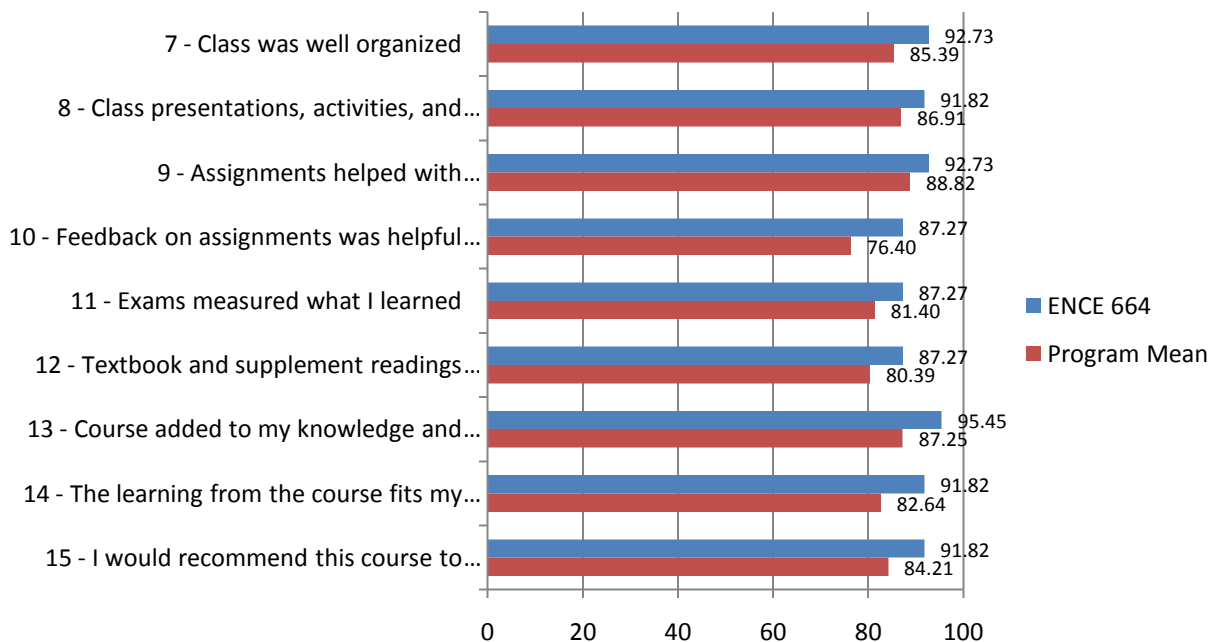
2.13 ENCE 664 – M. Groff

Course	Response rate	(Class + Instructor) Mean	Student Mean	Class Mean	Instructor Mean
ENCE 664	62.86%	90.32	84.85	90.91	89.66

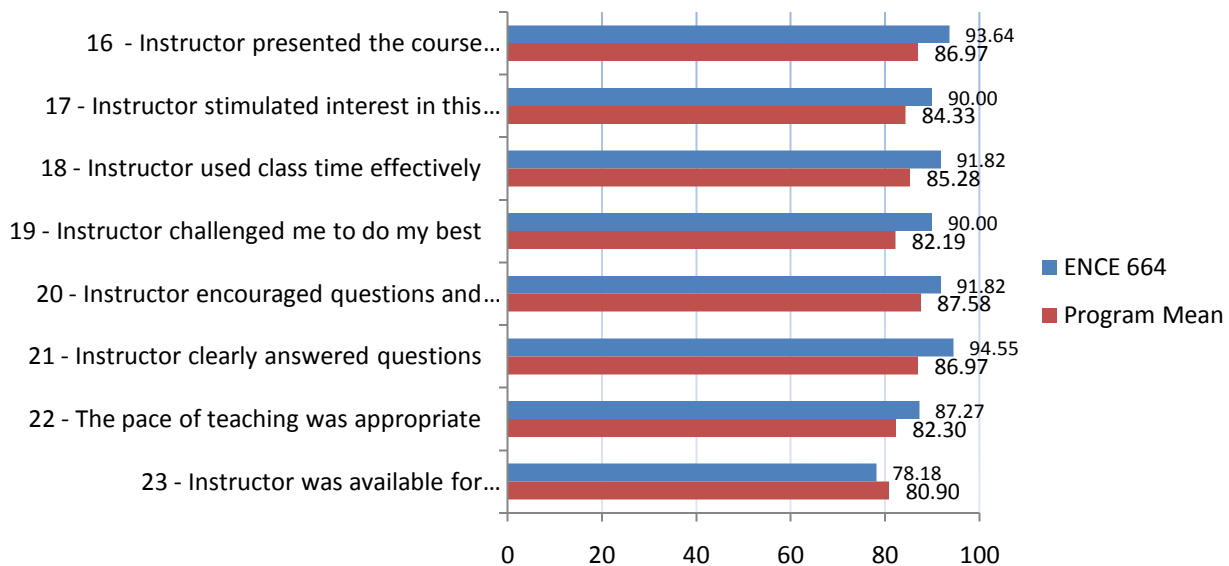
ENCE 664 Student Information



ENCE 664 Class Information



ENCE 664 Instructor Information



Other Comments

What did students like most about the course?

- Each instructor brought a different perspective.
- The three professors were very well-qualified to teach the class since they have great experience that contributed to the application of the class materials.
- The course was very interactive.

What did students like least about the course?

- Too many readings.
- The course focused too much on construction which was not really useful for computer, electrical engineers or people from other fields.
- The weight on final exam was too high.

What additional constructive feedback did students offer?

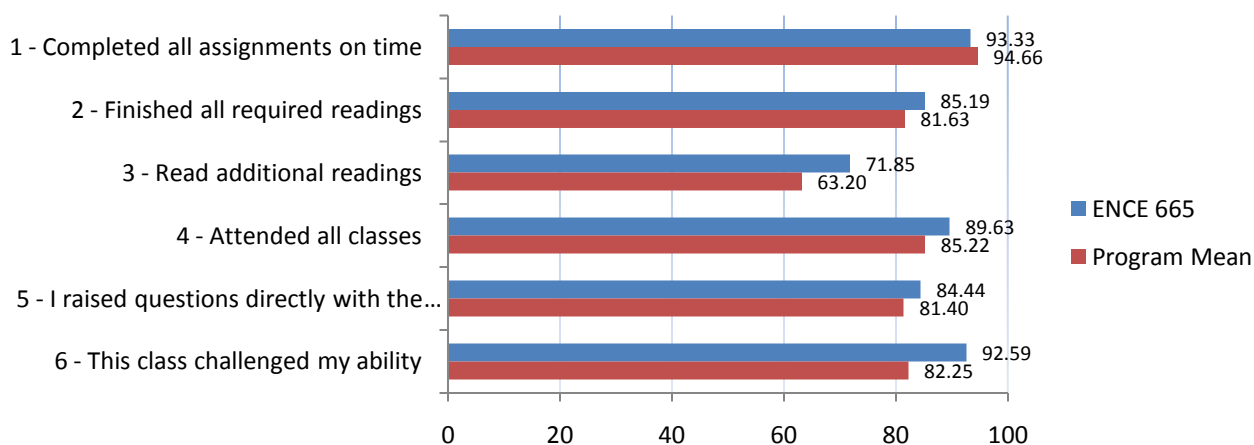
- It would be better to introduce law expressions more in depth in the first class.
- Change the midterm and final exam to take home exam.
- Cover international laws besides the US laws.

2. Course Analysis:

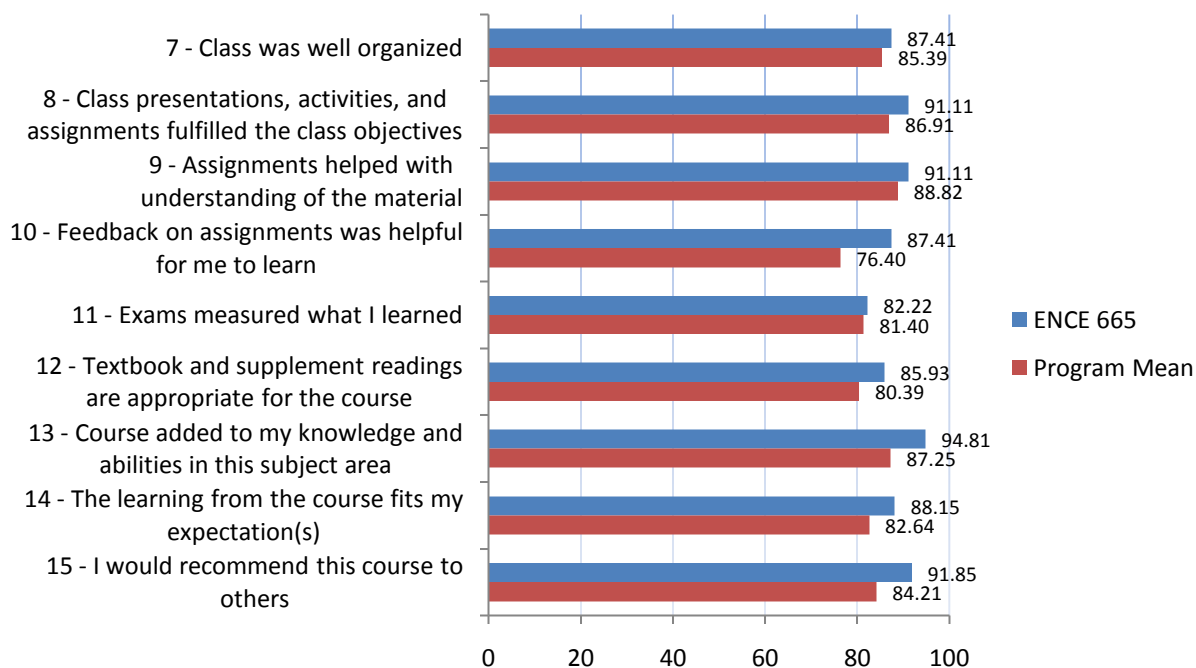
2.14 ENCE 665 – J. Davis

Course	Response rate	(Class + Instructor) Mean	Student Mean	Class Mean	Instructor Mean
ENCE 665	72.97%	89.44	86.17	88.89	90.05

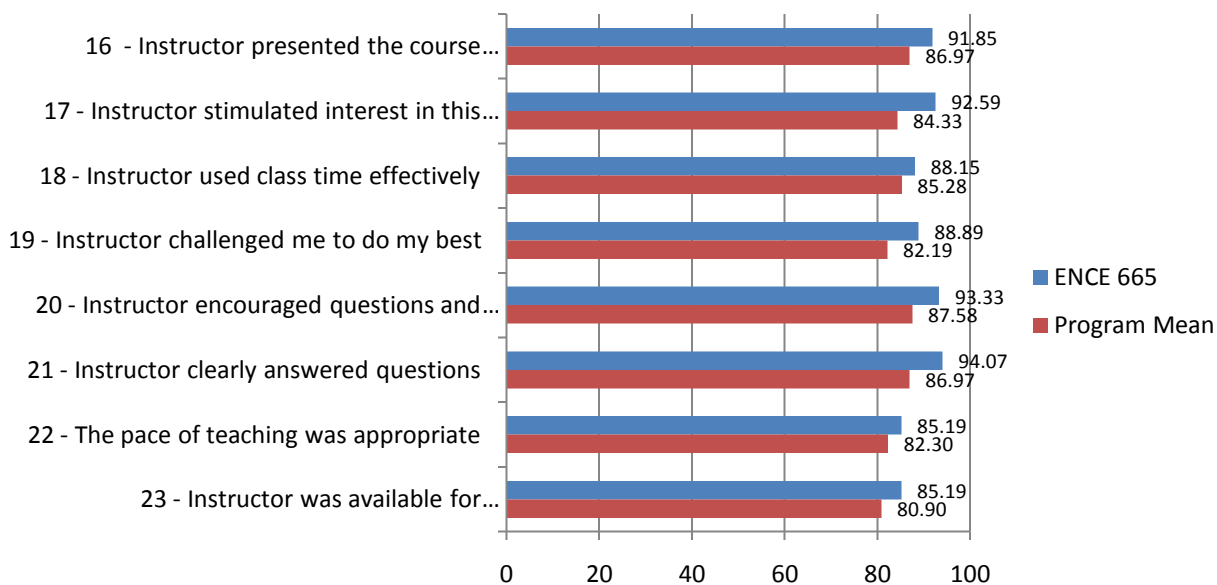
ENCE 665 Student Information



ENCE 665 Class Information



ENCE 665 Instructor Information



Other Comments

What did students like most about the course?

- The weekly pearl diving assignments encouraged personal reflection and application of the course material.
- The course readings were useful and practical to work.
- The instructor's knowledge and personal experience helped give perspective to the material and student's learning. Moreover, the instructor provided detailed feedback on the writing assignments.
- The class was very interactive and engaging.

What did students like least about the course?

- Too many readings.
- The timing of the case studies with spring break, midterms, and final exams. Because the first group case was assigned during the first week of spring break, most students were not engaged in the case and were not able to begin the work. The week after spring break was the mid-term and this also removed focus from the case. As a result, we did not have enough time to work on the case.
- Required to complete two group projects within a short period of time.

What additional constructive feedback did students offer?

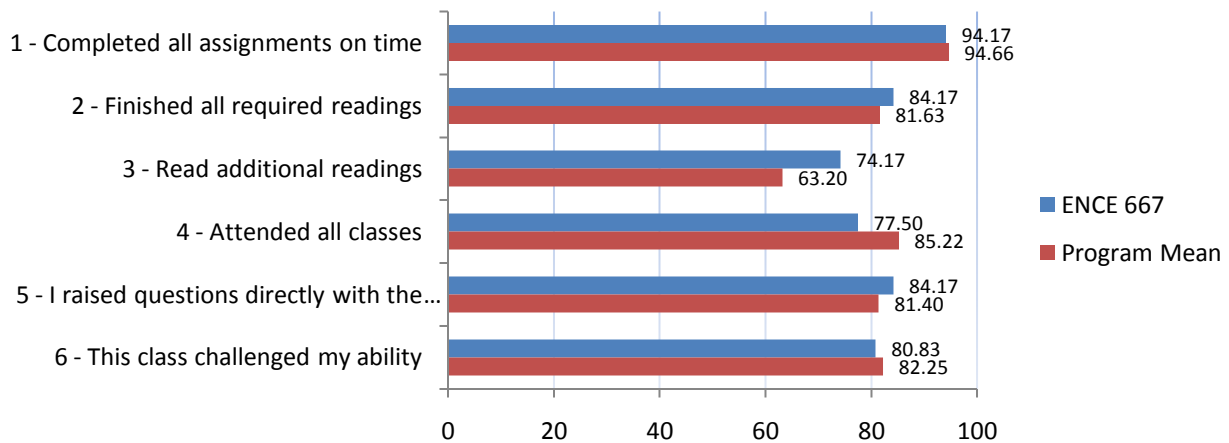
- Start the case 2 assignment earlier even though the case 1 deadline is extended.
- Post all the pearl diving questions at the beginning of the semester.

2. Course Analysis:

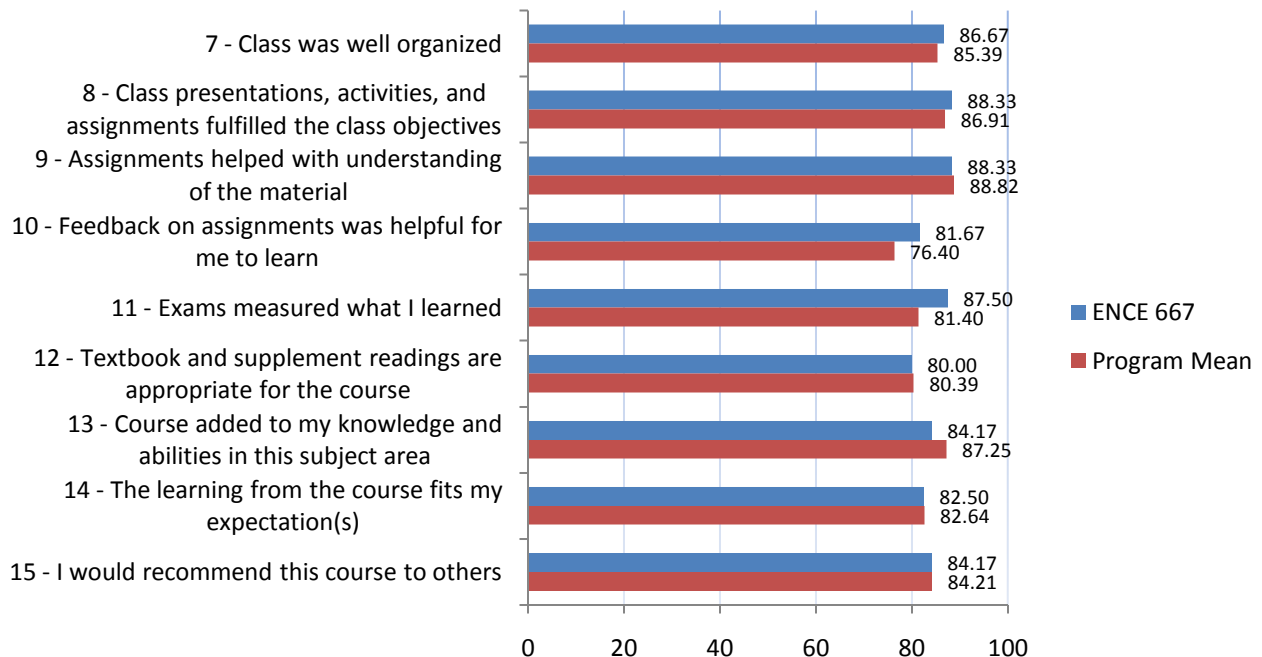
2.15 ENCE 667 – G. Baecher

Course	Response rate	(Class + Instructor) Mean	Student Mean	Class Mean	Instructor Mean
ENCE 667	63.16%	85.49	82.50	84.81	86.25

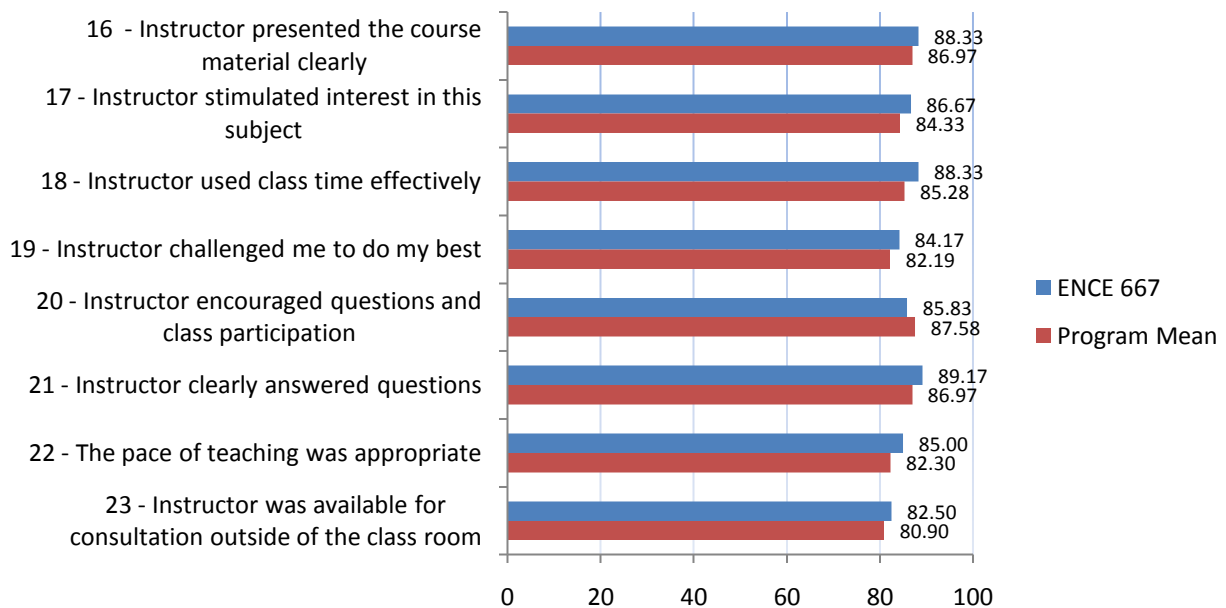
ENCE 667 Student Information



ENCE 667 Class Information



ENCE 667 Instructor Information



Other Comments

What did students like most about the course?

- Explained the material with real world examples.
- The workload of the course was appropriate.
- The instructor was very friendly and opened to challenges.

What did students like least about the course?

- It was kind of repeated with 662.
- It was too focused on learning the Earned Value method.

What additional constructive feedback did students offer?

- Organize group activities during the class.
- Consider adding a portion on how to build organization processes for performance metrics and what kind of software can help establish a system for doing that.
- Invite more guest speakers to the class.